

# ERM12A

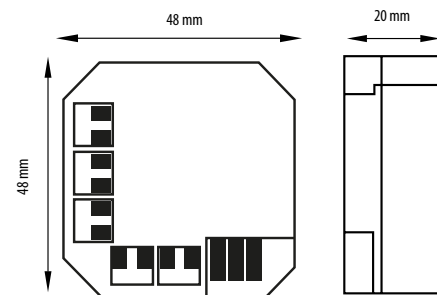
Relay Module 12A

## Technical Informations

It is used for switching on/off electrical devices. Thanks to its small dimensions, it can be installed in an installation box or where there is a need to control a receiver with a maximum load of 12A. Application examples:

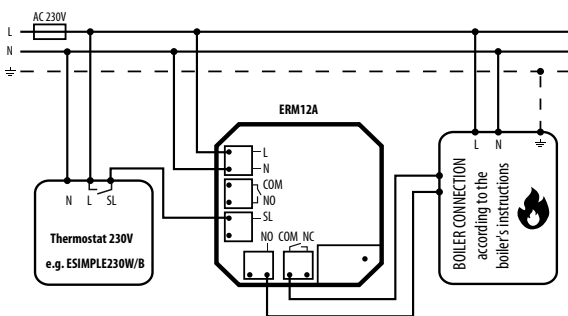
- Controlling a heating appliance (ON-OFF type) by connecting a 230V AC voltage thermostat such as ESIMPLE230 to the relay.
- Connecting a receiver with more power than the relay in a thermostat allows. The maximum current consumption of an electrical device must not exceed 12A.
- Relief of outputs in the control box (e.g. ECB08M) with ERM12A in case of use of a larger number of actuators per zone or high power receivers (e.g. electric heating mats)

Power supply	230V AC 50Hz
Max current	12A
Inputs	NO/COM (voltage free) SL 230V AC voltage output signal
Control output	NO/COM/NC (voltage free)
Dimensions [mm]	48 x 48 x 20

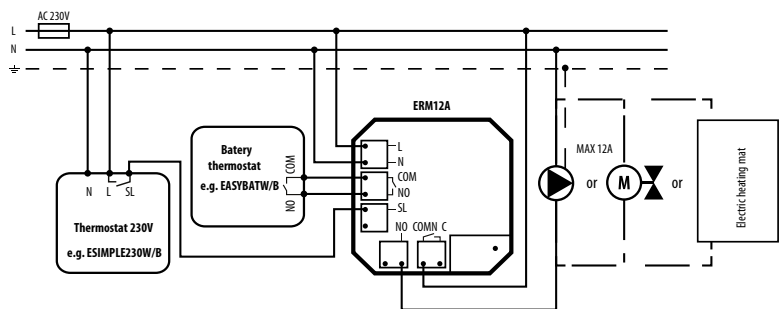


## Connection description:

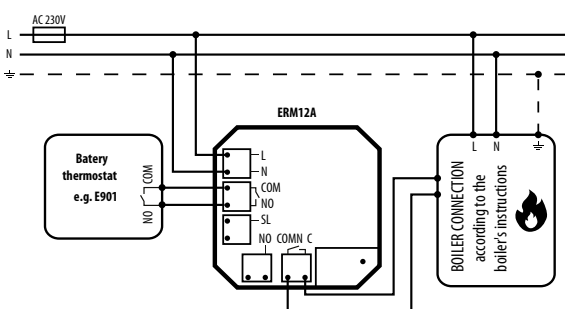
a) Connection of a 230 V AC voltage thermostat, e.g. ESIMPLE230W/B, to a boiler equipped with an ON/OFF voltage free input.



c) Connecting a 230 V AC voltage thermostat or a battery thermostat with a COM/NO output to an electrical device which requires greater power than is allowed by the thermostat's built-in relay. ATTENTION! The maximum power consumption of the electrical device must not exceed 12A.



b) Connecting a battery thermostat (e.g. ENGO E901) with a COM/NO output (normally open contacts) to solid fuel boiler controller that requires a COM/NC (normally closed) contact.



Connection of the ENGO ECB08M230 wiring centre's zone with more than 6 thermoelectric actuators or other devices than actuators (e.g. pumps, electric heating mats). Controlled device power load is focused on the ERM12A relay rather than wiring centre's zone relay.

