



Pump group
with three-way mixing
valve and actuator

INDEX

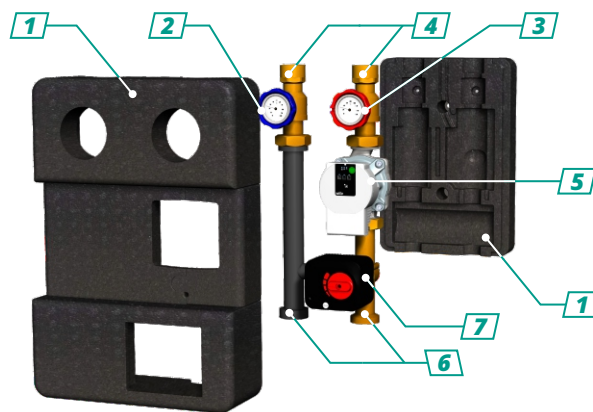

GPO S DN 20	400 011 757
GPO S DN 25	400 011 756

Pump group with three-way mixing valve is used to force the circulation of the operating medium in central heating, technological heat and cooling systems.

The circulating pump **enables operation in:**
 Δp -c, Δp -v, constant speed.

Pump group equipment:

- two ball shut-off valves integrated with thermometers and a check valve on the supply,
- Wilo Para SC circulation pump with 130mm spacing,
- three-way mixing valve with actuator,
- thermal insulation.



1 Thermal insulation
(casing)

2 Ball valve with
a thermometer,
blue - return

3 Ball valve with
thermometer
integrated with
non-return valve
red - supply

4 Connection: DN20 (IT ¾"),
DN25 (IT 1")

5 Wilo Para SC pump:
DN20 (15/6), DN25 (25/6)

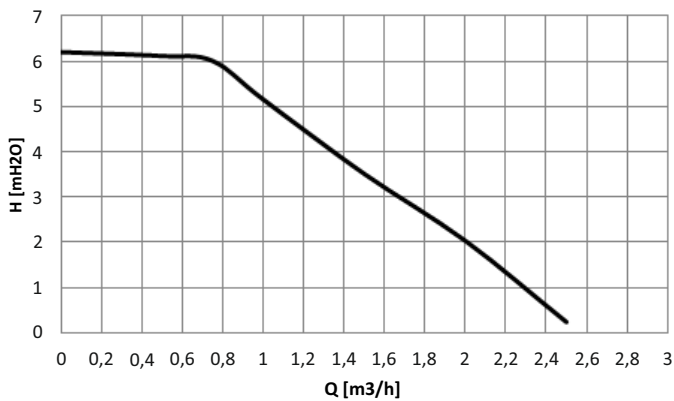
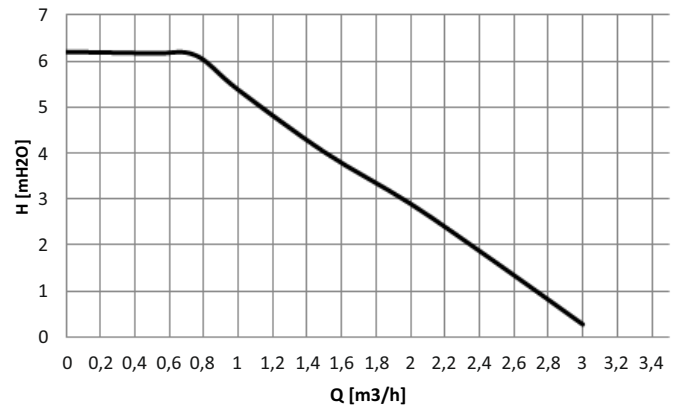
6 Connection: DN20 (ET 1"),
DN25 (ET 1½")

**7 Three-way mixing
valve with actuator**
DN20 (KVS 5,3),
DN25 (KVS 8)

GPO S DN 20
GPO S DN 25

Wilo Para pump	15/6 SC	25/6 SC
Voltage	1~230V, 50-60Hz	
Power	3-43W	
Power consumption	I_{max} 0,44A	
Coefficient of performance	EEI ≤ 0,20	
Valve opening time	120s	
Max. pressure	6 bar	
Max. temperature	90°C	
Connection spacing	125mm	
Dimensions (L x W x H)	390x275x140mm	
Weight	6,5kg	6,9kg
Connections top	2 x IT 3/4"	2 x IT 1"
Connections bottom	2 x ET 1"	2 x ET 1 1/2"
Mixing valve	KVS 5,3	KVS 8
Actuator	6Nm	6Nm

Hydraulic characteristics

GPO S DN 20

GPO S DN 25


Electricity consumption

characteristics (constant speed mode)

