

DRAŽICE



**WATER HEATERS
AND HOT WATER
STORAGE TANKS**



WE LOVE WARM WATER

ICONS | Legend

INLETS 

OUTLETS 

INSTALLATION 



Gas boiler



Solid fuel boiler



Biomass boiler



Fireplace insert



Electric heating – dry ceramic electrical heating unit TPK



Electric heating – wet electrical heating unit TJ V^{A} "



Electric heating – series R, SE electrical heating unit



Electrical heating unit (part of the product)



Heat pump



Photothermic solar power system



Photovoltaic solar power system



Hot water



Universal bracket

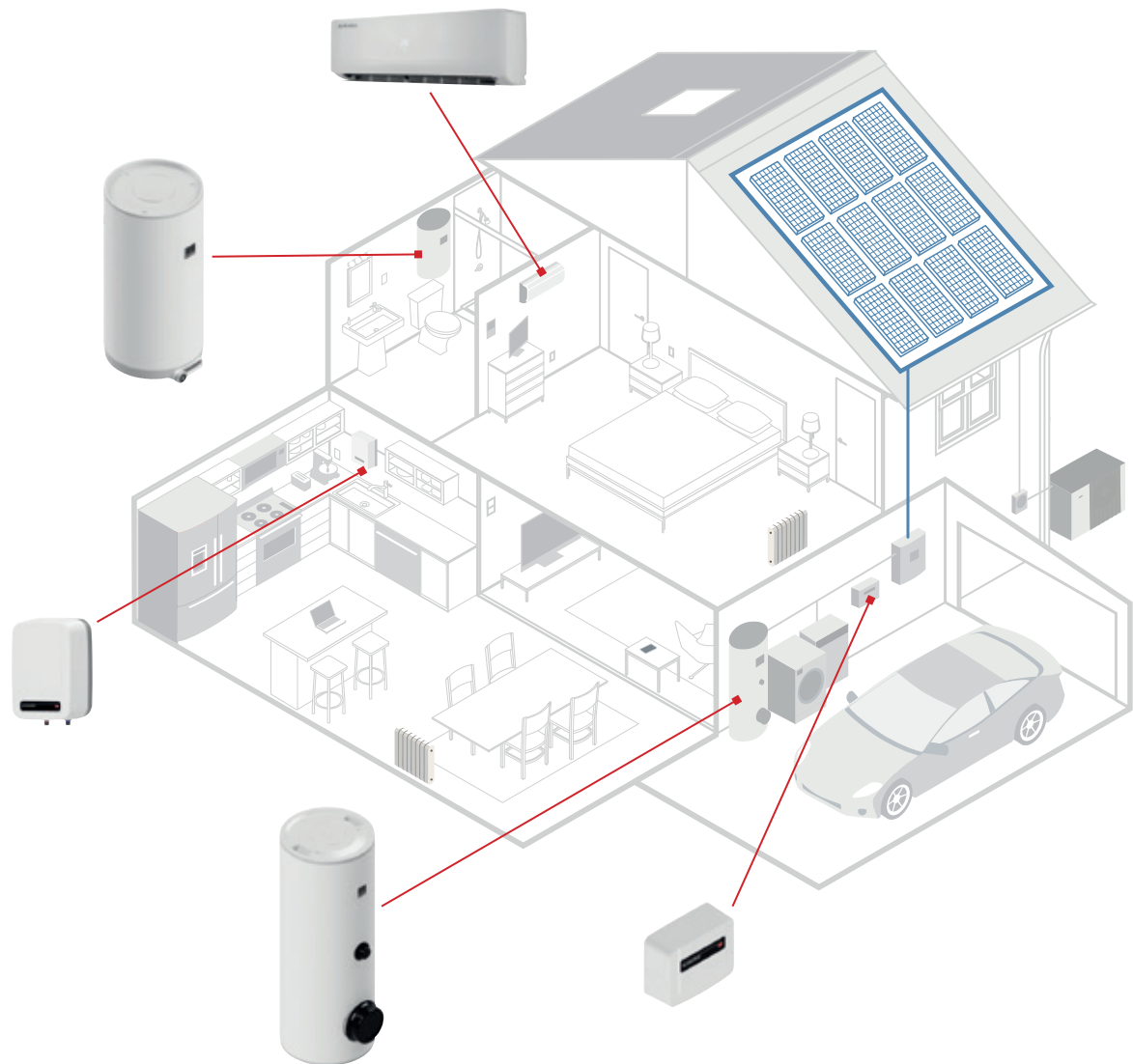


IT ALL BEGAN WITH A SIMPLE IDEA

to produce the most cost-efficient and trouble-free water heater – the best storage heater. Every year, we think we are close enough to our goal. And yet, every year we produce more sophisticated water heaters, storage tanks and heating elements, ...

Maximum user comfort, energy efficiency and environmental responsibility are the main driving forces in our daily work.

DRAŽICE: END-TO-END SOLUTIONS



Although DZD is particularly famous for the manufacture of electric water heaters, our product range is actually much wider and covers all modern heating requirements:

■ Water heaters

- Electric
 - ▶ Storage water heaters
 - ▶ Continuous flow water heaters
- For gas boilers
- For photovoltaic systems
- For thermal solar systems
- For solid fuel, wood, biomass boilers and fireplace inserts with a heat exchanger
- For heat pumps

■ Storage tanks

■ Heating units

■ Indoor units for heat pumps

■ Air conditioning units and heat pumps

DRAŽICE: RENOWNED CZECH BRAND

DZD is a Czech manufacturer of water heaters and hot water storage tanks offering a truly wide range of products under the renowned brand name Dražice. We are proud that the vast majority of our component suppliers come from the Czech Republic and Slovakia, namely:

- Heart from Dražice
- Pipes from Brno
- Plastics from Zlín
- Ceramic components from Šumava
- Relief valves from Myjava
- Steel from Košice

DRAŽICE: HEAVY DUTY WATER HEATERS

DZD water heaters are typically heavier than those of our competitors. The reason for this is their unique technical design.

- The steel used is of a greater thickness, which increases both pressure and corrosion resistance.
- The PU insulation has a minimum thickness of 42 mm, making the thermal conductivity values extraordinarily low.
- The ceramic body in the enamelled sump is heavy, but enables easy replacement and offers high heat resistance.
- Thick-walled sleeves with a 3/4-inch cross-section are used as standard, resulting in improved water flow in l/min.


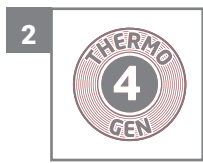

DRAŽICE: SERVICE IS OUR HIGHEST PRIORITY

- Some of our customers have been using their water heaters for more than 20 years. We do our best to make sure that they can be repaired quickly and easily, even after the warranty period, and that they do not have to be replaced.
- You can always contact us by phone on +420 326 370 911 or by e-mail at info@dzd.cz.
- We have more than 1,000,000 satisfied customers, with that number steadily growing. If you are unable to reach us immediately, please rest assured that we get back to all potential customers who have reached out to us. Please bear with us.
- We maintain the largest network of service partners in the Czech Republic. These are trained professionals with a strong relationship to high quality Czech products. Every year, we hold meetings with them, listen carefully to their comments and ideas, and improve accordingly.

AS A RESULT OF THE EMPHASIS WE PLACE ON INNOVATION

and the sustainability of our packaging, we have won the Packaging of the Year (in Czech: Obal roku) competition three times in a row. We do our best to replace polystyrene with cardboard as much as possible. All the cardboard used in the packaging of Dražice products contains recycled paper. Where this is not possible, we use polystyrene with a recyclate admixture. We even run our own joinery shop that makes pallets and protective slatting especially for larger and more complex custom-made orders.

BENEFITS OF WATER HEATERS MADE IN DRAŽICE



1

CRYSTAL ENAMEL

- Unique formula that is a trade secret.
- The high quartz content and firing at high temperatures ensures extended heater service life.
- Hygienic safety acknowledged and certified by leading European test laboratories.

2

THERMO GEN® THERMAL INSULATION

- 4th generation PUR foam insulation ensures compliance with the most stringent EU legislation for the manufacture of heaters in energy classes A/B/C.
- Minimum insulation thickness of 42 mm.
- Combined features generate substantial savings on water heating costs.

3

WATER SEPARATOR

- Prevents hot and cold water mixing when hot water is drawn into a building's water system.
- Unique design developed in cooperation with the Technical University of Liberec.
- Manufactured from plastic that resists high temperatures, limescale build-up and complies with hygiene safety standards for contact with drinking water.

4

UNIVERSAL MOUNTING BRACKET

- Covers most anchoring positions for water heaters offered by market competitors; existing bolts can be re-used.
- Unique and versatile design developed in cooperation with the Technical University of Liberec.
- Enables installation with minimum space requirements.

5

CERAMIC SOLUTION® CERAMIC HEATING ELEMENT

- Heating element placed in sump to prevent contact with heated water.
- Galvanic potential of enamelled sump equal to that of the vessel, making it less susceptible to corrosion.
- Slower body degradation when compared to bodies placed directly in water.
- Power output of 2.2 kW guarantees fast hot water heating.
- Easy replacement of body in case of failure without the need to drain the water.

6

MOUNTING GRIPS

- Recesses in the top and bottom plastic lid.
- Enable easier handling during installation.

7

SERVICE OPENING

- Sizeable service opening; a feature of all Dražice water heaters.
- Enables easy maintenance and cleaning; removal of limescale and other contamination.
- Timely and regular cleaning extends the service life of water heaters by up to one-third.

8

TEMPERATURE CONTROL

- Temperature adjustment of the water in the heater as required.
- ECO setting; ensures plenty of hot water while reducing limescale build-up and stress on the vessel, which extends the service life of the water heater.
- Frost protection setting; can be selected when no hot water is needed for a longer period of time.

9

TEMPERATURE INDICATOR

- Indicates the approximate temperature of the water in the storage tank and if there is enough water.
- Enables easy detection of faults.
- Exact temperature indication of the water in the storage tank when a storage tank with electronic temperature display is installed.

10

PROTECTIVE ANODE

- Each storage tank is equipped with a magnesium sacrificial anode that is larger than that in conventional products manufactured by our competitors.
- Protects the enamel from micro cracks and prevents corrosion, which extends the service life of the storage tank.
- Larger anode size extends the anode replacement frequency.
- Timely replacement extends the service life of water heaters by up to one-third.

11

RELIEF VALVE

- Features in all Dražice storage tanks with a volume up to 250 litres; working pressure of 6.5 bar.
- Unique design enables easy replacement of non-functional part; valve body forms a fixed part of the supply line.
- Properly functioning valves extend the service life of storage tanks.

12

SMART EVO 3 THERMOSTAT

- Self-learning function; guarantees hot water preparation in the volume you need when you need it.
- Enables control of water heating via a smartphone; generates statistics about the water heating process.
- Ripple control function; detects cheaper electricity rate.
- Selection of water heating modes - manual, holiday, legionella elimination, frost protection, etc.
- Combined features can generate up to 15% savings on water heating costs.

CONTENT

ELECTRIC WATER HEATERS

- 10 **WALL-MOUNTED VERTICAL**
OKHE ONE/E | OKHE ONE SMART | OKHE SMART | OKHE | OKCE |
OKCE 2/2 kW
- 15 **WALL-MOUNTED HORIZONTAL**
OKCEV
- 16 **NON-PRESSURE FLOW HEATERS**
PTO
- 17 **PRESSURE FLOW HEATERS**
MX
- 18 **SMALL CAPACITY PRESSURE AND NON PRESSURE
WATER HEATERS**
TO 5.1 | TO 10.1 | TO 15 | TO 20.2 | BTO 5 | BTO 10

ELECTRIC WATER HEATERS AND STORAGE TANKS

- 24 **FLOOR-STANDING**
OKCE S/2,2 kW
- 25 **FLOOR-STANDING
FOR INSTALATION ELECTRIC HEATING ELEMENT**
OKCE S

COMBINED WATER HEATERS

- 30 **WALL-MOUNTED VERTICAL**
OKC
- 31 **WALL-MOUNTED HORIZONTAL**
OKCV

HOT WATER STORAGE TANKS

- 34 **WALL-MOUNTED VERTICAL COMBINED**
OKC/1 m² | OKF/1 m² | OKHE NTR/DV
- 38 **WALL-MOUNTED VERTICAL INDIRECT HEATING**
OKH NTR/DV
- 39 **FLOOR-STANDING COMBINED**
OKCE NTR/HV/2,2 kW
- 40 **FLOOR-STANDING INDIRECT HEATING**
OKC NTR/BP | OKC NTRR/BP | OKF NTR/S | OKC NTR/HV | OKH NTR/HV |
OKC NTR/HP | OKC NTR/HR | OKC NTRR/HP/SOL
- 54 **FLOOR-STANDING**
OKC NTRR/SOL
- 56 **FLOOR-STANDING STAINLESS STEEL WATER HEATERS
AND STORAGE TANKS**
EMINENT | COMPACT | EL 32 | PCU-R
- 60 **STATIONARY WATER HEATERS WITH INTEGRATED HEAT
PUMP**
MT - WH

ACCESSORIES


- 62 **IPS ProtectX, TITANIUM ANODE, BRASS THERMOWELL**
- 63 **ORIGINAL PARTS FROM DRAŽICE**
- 66 **ACCESSORY TABLES**

ANOTHER ASSORTMENT

- 70 **PHOTOVOLTAIC**
- 70 **STORAGE TANKS**
- 71 **AIR-CONDITIONING - SPLIT AND MULTISPLIT**

Toleration of all stated dimensions complies with ČSN ISO 2768-c.

Note: * The value is derived by calculation ** For models 200 and 250, a 6 bar safety valve is included.



ELECTRIC WATER HEATERS

WALL-MOUNTED VERTICAL

WALL-MOUNTED HORIZONTAL

LOW-PRESSURE FLOW HEATERS

PRESSURE FLOW HEATERS

LOW-CAPACITY PRESSURE
AND LOW-PRESSURE STORAGE TANKS



OKHE ONE E:

- Flat heater in models 50–100
- Suitable for installation in restricted areas, **Horizontal installation possible**
- Quick water heating due to the concept of two vessels
- It combines the traditional DZD technology and modern design
- Possible alternatives to the replacement of the gas heater
- features a built-in electronic thermostat

OKHE ONE SMART:

- Includes a self-learning Smart control unit to optimize consumption, saving up to 15 % of costs
- Possible control through the My Uplink smartphone application
- Wi-Fi connectivity
- Self-diagnosis of errors detecting e.g. a protective anode condition
- **Available from August 2026!!!**

Video tutorials:



with a universal hinge, width of the groove on M6 screw



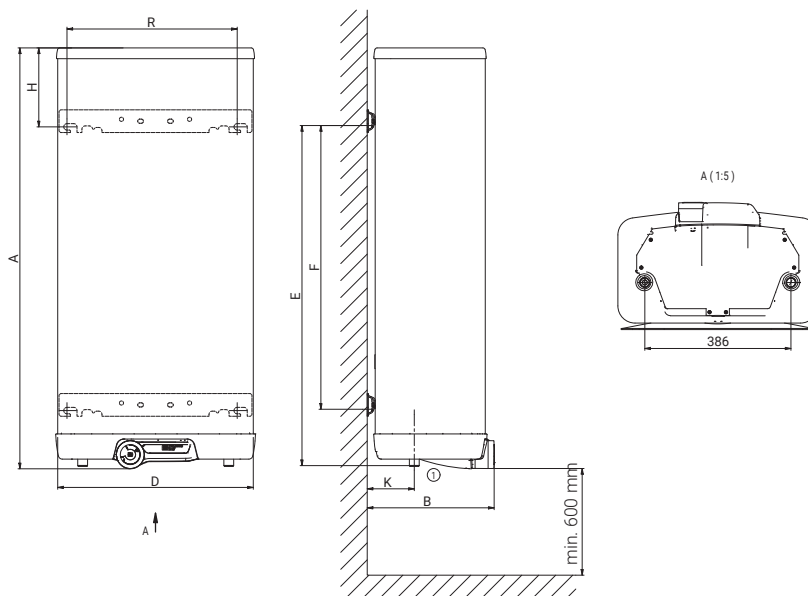
on M8 screw



OKHE ONE/E 50-100 | OKHE ONE 80-100 SMART

Type of storage tank					NEW	NEW
		OKHE ONE/E 50	OKHE ONE/E 80	OKHE ONE/E 100	OKHE ONE 80 SMART	OKHE ONE 100 SMART
Order number		1805108101	1801108101	1808108101	180111601	180811601
Capacity	[l]	41	65	80	65	80
Max. weight of the empty water heater	[kg]	31	46	55	46	55
Insulation thickness	[mm]	min. 33				
Thermal conductivity of the insulation	[W·m ⁻¹ ·K ⁻¹]	0,022				
Power consumption of the el. heating unit	[W]	2000				
Heating time from 10 °C to 60 °C	[h]	1,5	2	2,5	2	2,5
Electrical connection		1/N/PE ~ 230V/50Hz				
Recommended circuit breaker size	[A]	16				
Degree of protection		IP44				
Max. operating temp. / overpressure in tank	[°C]/[bar]	80/6				
Energy efficiency class		C			B	
Annual consumption	[kWh·a ⁻¹]	1353	1378	1405	1252	1260
Mixed water V40	[l]	72,16	88,77	113,12	106	147

Dimensions [mm]	A	B	D	E	F	H	K	R
OKHE ONE/E 50	845	335	517	710	560	125	125	450
OKHE ONE/E 80 OKHE ONE 80 SMART	1115	335	517	900	750	205	125	450
OKHE ONE/E 100 OKHE ONE 100 SMART	1325	335	517	1120	950	205	125	450



SOCKET no. 1 3/4" outer



- Electric water heater combining the best available technologies
- Contains self-learning Smart Control Unit for optimisation of consumption, saving up to 15% on expense
- Can be controlled using DZD smartphone app (Android/iOS)
- Independent diagnostics of malfunctions, e.g. status of protective anodes
- Can be used as a classic heater
- Can be plugged into any socket without temporal or other control

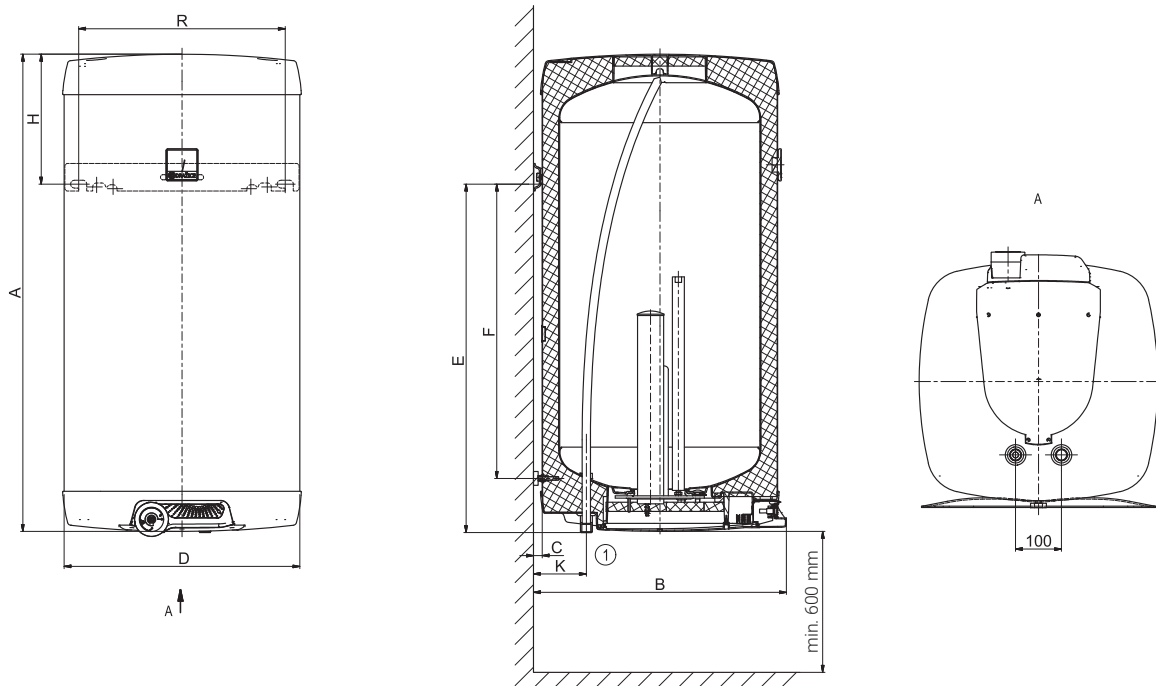


OKHE 125-160 SMART

Type of storage tank		OKHE 125 SMART	OKHE 160 SMART
Order number		140311601	140611601
Capacity	[l]	125	149
Max. weight of the empty water heater	[kg]	46	52
Insulation thickness	[mm]		to 80
Thermal conductivity of the insulation	[W·m ⁻¹ ·K ⁻¹]		0,022
Power consumption of the el. heating unit	[W]		2200
Heating time from 10 °C to 60 °C	[h]	3,3	3,9
Electrical connection		1/N/PE ~ 230V/50Hz	
Recommended circuit breaker size	[A]	16	
Degree of protection		IP44	
Max. operating temp. / overpressure in tank	[°C]/[bar]	80/6	
Energy efficiency class		B	C
Annual consumption	[kWh·a ⁻¹]	1255	2487
Mixed water V40	[l]	231,10	242,83

Dimensions [mm]	A	B	C	D	E	F	H	K	R
OKHE 125 SMART	1050	550	19	520	757	638	283	117	450
OKHE 160 SMART	1235	550	19	520	1000	880	225	117	450

SOCKET no. 1 ¾" outer





- Produced as wall-mounted and square-shaped – more interesting design
- With a 2.2 kW electrical heating unit
- Above-average thickness of insulation in corners

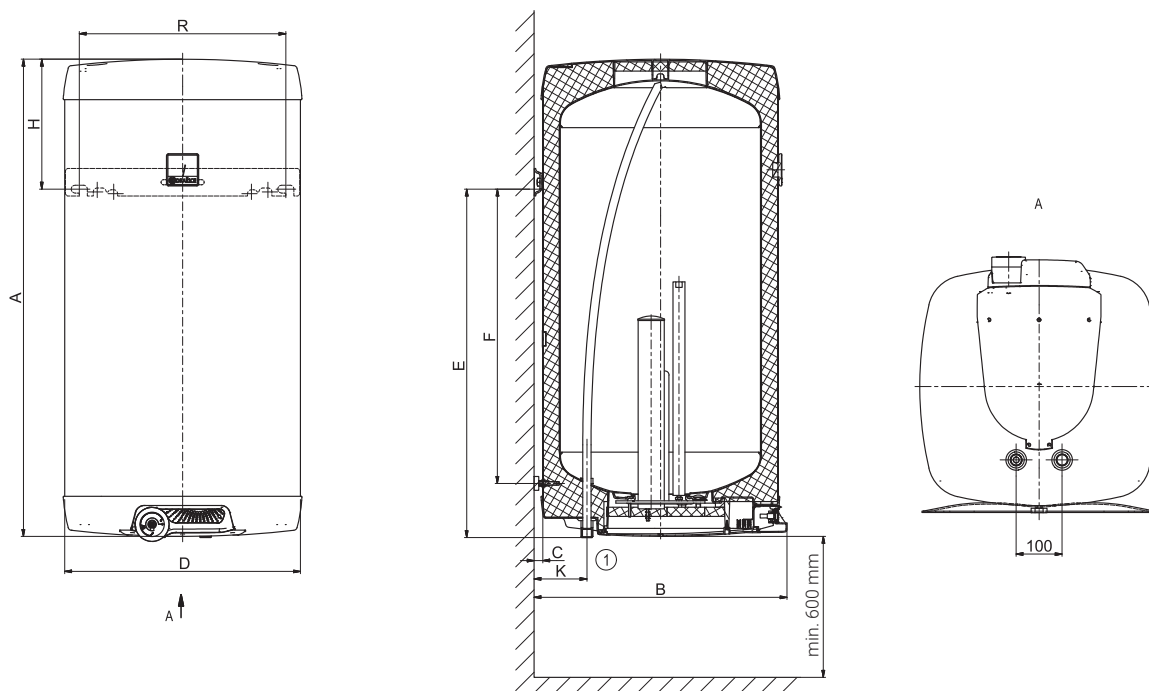


OKHE 80-160

Type of storage tank		OKHE 80	OKHE 100	OKHE 125	OKHE 160
Order number model 2,2 kW		140110801	140810801	140310801	140610801
Capacity	[l]	75	100	121	153
Max. weight of the empty water heater	[kg]	34	38	45	51
Insulation thickness	[mm]	to 80			
Thermal conductivity of the insulation	[W·m ⁻¹ ·K ⁻¹]	0,022			
Power consumption of the el. heating unit	[W]	2200			
Heating time from 10 °C to 60 °C	[h]	2	2,6	3,2	4
Electrical connection		1/N/PE ~ 230V/50Hz			
Recommended circuit breaker size	[A]	16			
Degree of protection		IP44			
Max. operating temp. / overpressure in tank	[°C]/[bar]	80/6			
Energy efficiency class		C			
Annual consumption	[kWh·a ⁻¹]	1391	1395	1353	2715
Mixed water V40	[l]	124,83	151,66	180,40	219,82


Dimensions [mm]	A	B	C	D	E	F	H	K	R
OKHE 80	740	550	19	520	582	464	148	117	450
OKHE 100	885	550	19	520	727	605	148	117	450
OKHE 125	1050	550	19	520	757	638	283	117	450
OKHE 160	1235	550	19	520	1000	880	225	117	450

SOCKET no. 1 ¼" outer





- Comes in wall-mounted version
- With a 2.2 kW electrical heating unit
- Ceramic 3-phase heating element 4 kW or extra connection for circulation on demand, according to the table with order number
- 1 wall-mounted console for models 50–160;
2 wall-mounted consoles for model 200

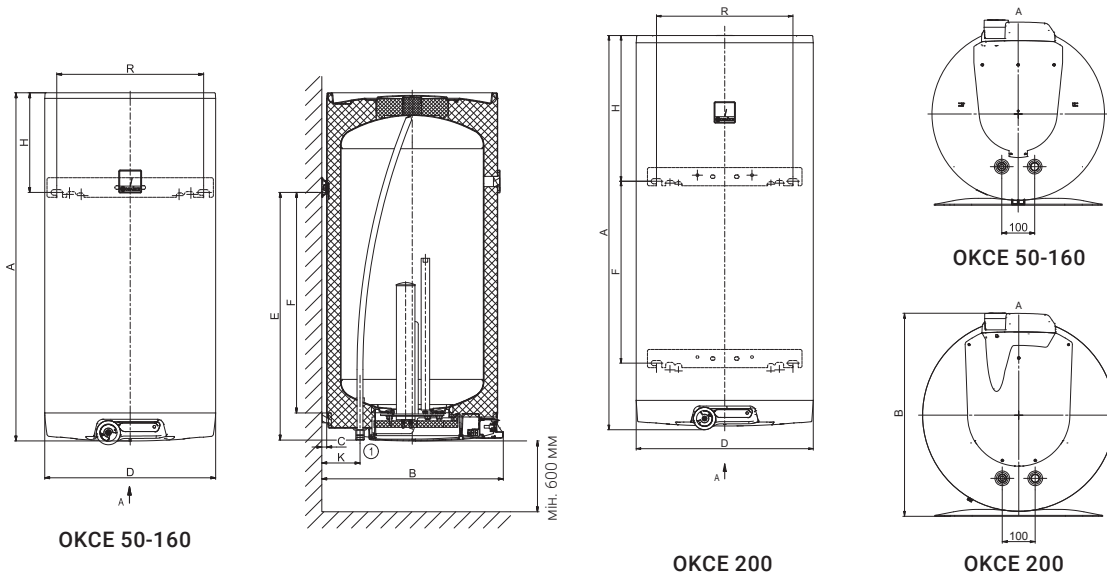


Type of storage tank		OKCE 50	OKCE 80	OKCE 100	OKCE 125	OKCE 160	OKCE 200
Order number model 2,2 kW		1105108101	1101108101	1108108101	1103108101	1106108101	1107108101
Order number model 4 kW					1103108103	1106108103	1107108103
Order number model 2,2 kW with circulation					1103108104	1106108104	1107108104
Capacity	[l]	49	75	97	122	149	199
Max. weight of the empty water heater	[kg]	28	32	39	43	49	66
Insulation thickness	[mm]	42					
Thermal conductivity of the insulation	[W·m ⁻¹ ·K ⁻¹]	0,022					
Power consumption of the el. heating unit	[W]	2200					
Heating time from 10 °C to 60 °C	[h]	1,3	2		3,2	3,9	5,3
Electrical connection		1/N/PE ~ 230V/50Hz					
Recommended circuit breaker size	[A]	16					
Degree of protection		IP44					
Max. operating temp. / overpressure in tank	[°C]/[bar]	80/6					
Energy efficiency class		C					
Annual consumption	[kWh·a ⁻¹]	1365	1342	1362	1409	2622	4403
Mixed water V40	[l]	80,84	138,70	165,41	180,40	242,83	331,26

The values given are only for the 2.2 kW model

Dimensions [mm]	A	B	C	D	E	F	H	K	R
OKCE 50	585	562	14	524	440	369	135	116	450
OKCE 80	757	562	14	524	605	508	142	116	450
OKCE 100	902	562	14	524	725	654	167	116	450
OKCE 125	1067	555	14	524	760	682	297	116	450
OKCE 160	1255	555	14	524	1000	925	245	116	450
OKCE 200	1300	617	14	584	806	600	480	116	450

SOCKET no. 1 ¼" outer




OKCE 2/2 kW

ELECTRIC WATER HEATERS

WALL-MOUNTED VERTICAL



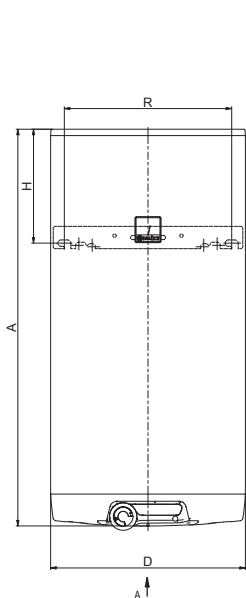
- Comes in wall-mounted version
- They have 2 independent heating circuits
- With 2/2 kW heating mode
- Can use surplus electricity from solar panels
- Can be used for tariff heating from 2 energy suppliers



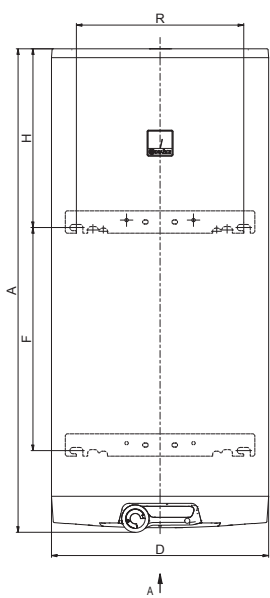
Type of storage tank		OKCE 125 2/2 kW	OKCE 160 2/2 kW	OKCE 200 2/2 kW
Order number		1103108115	1106108115	1107108115
Capacity	[l]	122	149	199
Max. weight of the empty water heater	[kg]	45	52	70
Insulation thickness	[mm]		42	
Thermal conductivity of the insulation	[W·m ⁻¹ ·K ⁻¹]		0,022	
Power consumption of the el. heating unit	[W]		2000/2200	
Heating time from 10 °C to 60 °C	[h]	3,6/3,2	4,4/3,9	5,8/5,3
Electrical connection		2x 1/N/PE ~ 230V/50Hz		
Recommended circuit breaker size	[A]		16, 16	
Degree of protection			IP44	
Max. operating temp. / overpressure in tank	[°C]/[bar]		80/6	
Energy efficiency class			C	
Annual consumption	[kWh·a ⁻¹]	1409	2622	4403
Mixed water V40 (for 2 kW)	[l]	231,10	242,83	331,26

Dimensions [mm]	A	B	C	D	E	F	H	K	R
OKCE 125 2/2 kW	1067	555	14	524	760	682	297	116	450
OKCE 160 2/2 kW	1255	555	14	524	1000	925	245	116	450
OKCE 200 2/2 kW	1300	617	14	584	806	600	480	116	450

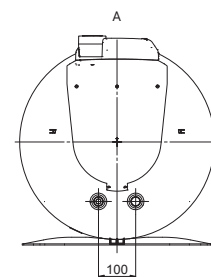
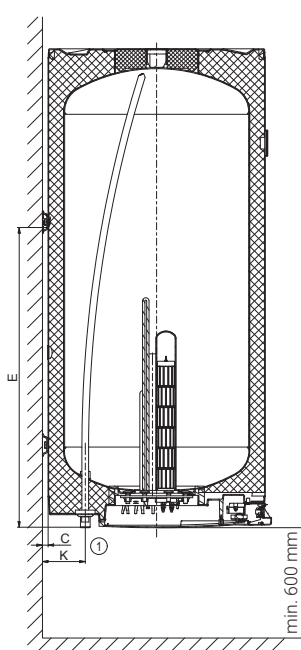
SOCKET no. 1 3/4" outer



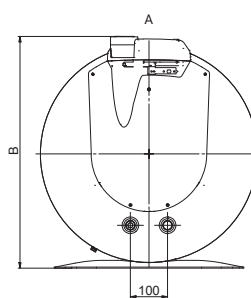
OKCE 125-160 2/2 kW



OKCE 200 2/2 kW




OKCE 125-160 2/2 kW



OKCE 200 2/2 kW



- Produced solely in right-hand design
- With a 2.2 kW electrical heating unit
- Includes flexible wall hinge

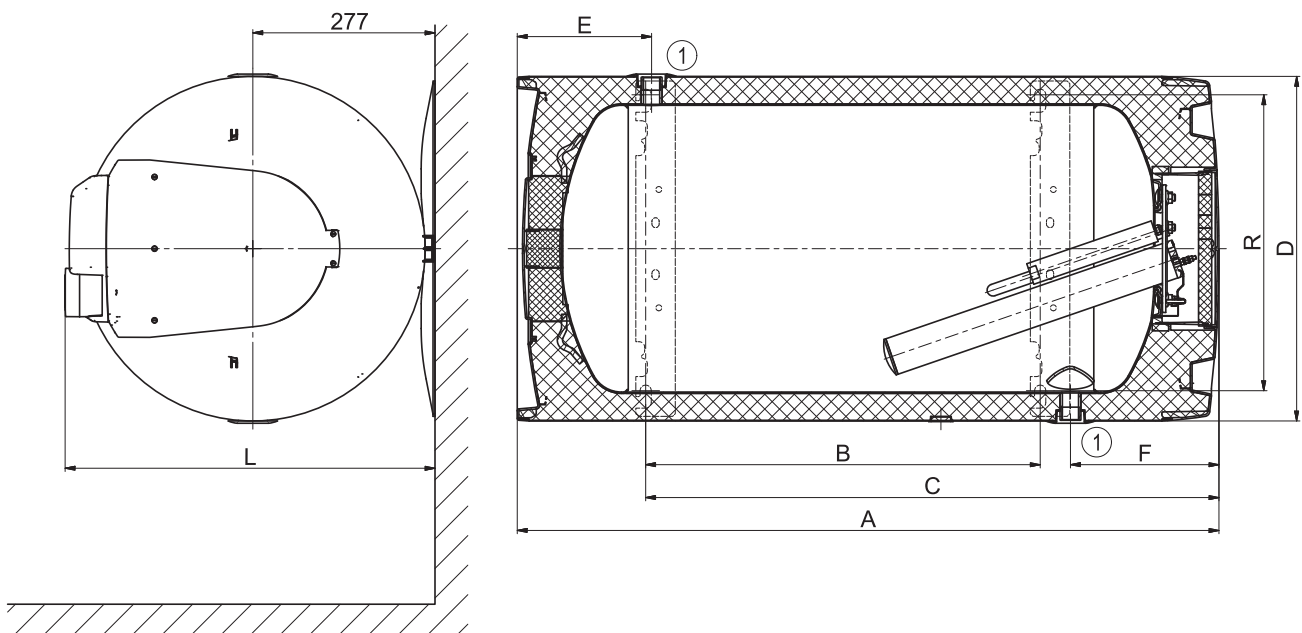


Type of storage tank		OKCEV 100	OKCEV 125	OKCEV 160
Order number model 2,2 kW		1108308211	1103308211	1106308211
Capacity	[l]	98	123	148
Max. weight of the empty water heater	[kg]	42	48	54
Insulation thickness	[mm]		42	
Thermal conductivity of the insulation	[W·m ⁻¹ ·K ⁻¹]		0,022	
Power consumption of the el. heating unit	[W]		2200	
Heating time from 10 °C to 60 °C	[h]	2,6	3,3	3,9
Electrical connection		1/N/PE ~ 230V/50Hz		
Recommended circuit breaker size	[A]	16		
Degree of protection		IP42		
Max. operating temp. / overpressure in tank	[°C]/[bar]	80/6		
Energy efficiency class		C		
Annual consumption	[kWh·a ⁻¹]	1402	2614	2691
Mixed water V40	[l]	164,98	195,75	244,59

The values given are only for the 2.2 kW model

Dimensions [mm]	A	B	C	D	E	F	L	R
OKCEV 100	902	435	707	524	204	226	563	450
OKCEV 125	1067	600	872	524	204	226	563	450
OKCEV 160	1255	785	1057	524	254	226	563	450

SOCKET no. 1 ¾" inner



OKCEV100-160



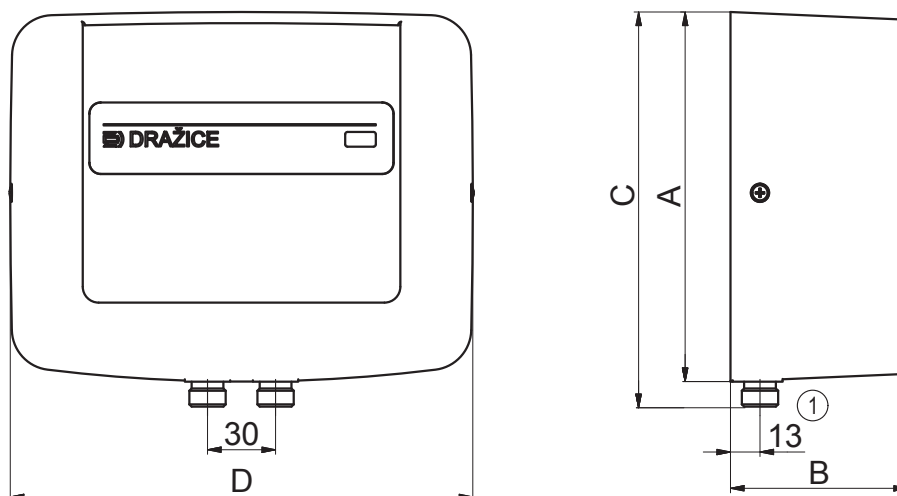
- With electrical heating units rated at 3,5 kW, 5 kW, 6,5 kW and 8 kW
- Electronic overheating protection
- PTO - unpressurized version, use of a low-pressure water faucet is required, only for one consumption point
- PTO-T - pressure-resistant version; a special low-pressure mixer tap is not required; possible connection to more consumption locations



Type of storage tank		PTO 3,5	PTO-T 3,5	PTO 5	PTO-T 5	PTO 6,5	PTO-T 6,5	PTO 8	PTO-T 8
Order number		105213210	105213220	105213211	105213221	105213212	105213222	105213213	105213223
Weight	[kg]	1,6							
Power consumption of the el. heating unit	[W]	3500	3500	5000	5000	6500	6500	8000	8000
Heating	[h]	by means of through-flow							
Electrical connection		1/N/PE ~ 230 V/50 Hz				3/N/PE ~ 400 V/50 Hz			
Recommended circuit breaker size	[A]	20		25		3 x 16			
Degree of protection		IP25							
Energy efficiency class		A							
Annual consumption	[kWh·a ⁻¹]	478	480	475	484	465	467	464	471

Dimensions [mm]	A	B	C	D
PTO 3,5	161	80	175	204
PTO-T 3,5	161	80	175	204
PTO 5	161	80	175	204
PTO-T 5	161	80	175	204
PTO 6,5	161	80	175	204
PTO-T 6,5	161	80	175	204
PTO 8	161	80	175	204
PTO-T 8	161	80	175	204

SOCKET no. 1 3/8" outer





- Simple manual switching of water heating performance
- High comfort of water heating and significant electricity saving
- Possible connection to more consumption locations
- Assembly in the shower corner is not possible
- Power design: 4,5/7 kW; 5,5/9 kW; 5,5/11 kW

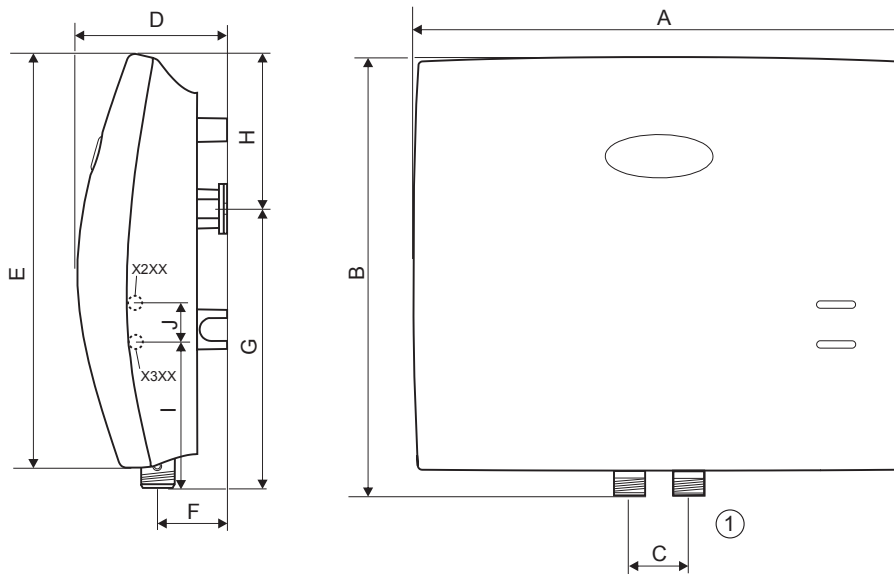


MX2207-2211

Type of storage tank		MX2207 - 4,5/7 kW	MX2209 - 5,5/9 kW	MX2211 - 5,5/11 kW
Order number		105213310	105213311	105213312
Weight	[kg]	1,7		
Power consumption of the el. heating unit	[W]	4500 + 2500	5500 + 3500	2 x 5500
Heating	[h]	průtokem		
Electrical connection		2/N/PE ~ 2 x 230 V / 50 Hz		
Recommended circuit breaker size	[A]	3 x 20	3 x 25	3 x 25
Degree of protection		IP24		
Energy efficiency class		A		
Annual consumption	[kWh·a ⁻¹]	446	460	453

Dimensions [mm]	A	B	C	D	E	F	G	H	I	J
MX2207 - 4,5/7 kW	246	218	30	75	208	40	140	78+25	74	20
MX2209 - 5,5/9 kW	246	218	30	75	208	40	140	78+25	74	20
MX2211 - 5,5/11 kW	246	218	30	75	208	40	140	78+25	74	20

SOCKET no. 1 3/8" outer




TO 5.1, 10.1

ELECTRIC WATER HEATERS

SMALL CAPACITY PRESSURE AND NON PRESSURE WATER HEATERS



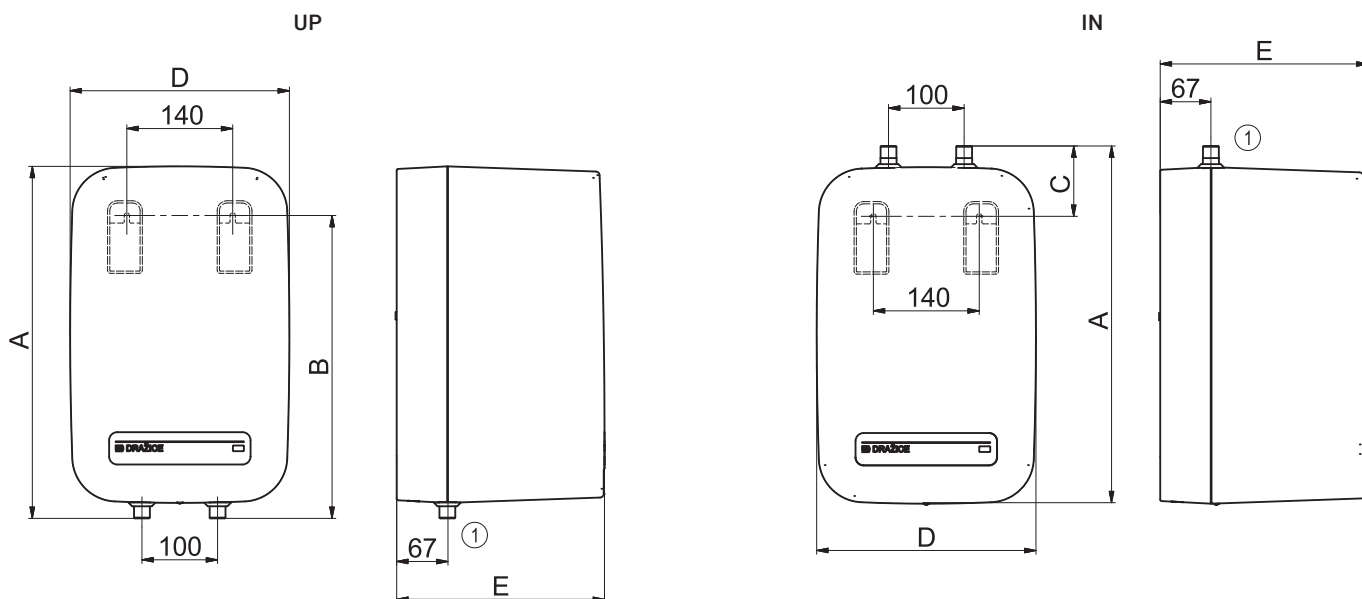
- Enamelled pressure vessel
- Electrical heating unit with power consumption of 1,5 kW
- Can be placed under (IN) or above (UP) the draw-off point
- For one or more consumption points



Type of storage tank		TO 5.1 UP	TO 5.1 IN	TO 10.1 UP	TO 10.1 IN
Order number		182310801	182310802	182410801	182410802
Capacity	[l]		4,6		9,6
Weight	[kg]		6		8
Insulation thickness	[mm]			20	
Thermal conductivity of the insulation	[W·m ⁻¹ ·K ⁻¹]			0,022	
Power consumption of the el. heating unit	[W]			1500	
Heating time from 10 °C to 60 °C	[min]		13		25
Electrical connection				1/N/PE ~ 230 V/50 Hz	
Recommended circuit breaker size	[A]			16	
Degree of protection				IPX5	
Max. operating temp. / overpressure in tank	[°C]/[bar]			80/6	
Energy efficiency class				A	
Annual consumption	[kWh·a ⁻¹]	497	509	525	525

Dimensions [mm]	A	B	C	D	E
TO 5.1 UP	330	265	-	290	275
TO 5.1 IN	338	-	93	290	275
TO 10.1 UP	465	400	-	290	275
TO 10.1 IN	473	-	93	290	275

SOCKET no. 1 ½" outer





- Enamelled pressure vessel
- Electrical heating unit with power consumption of 2 kW
- Can be placed under (IN) or above (UP) the consumption point
- For one or more consumption points

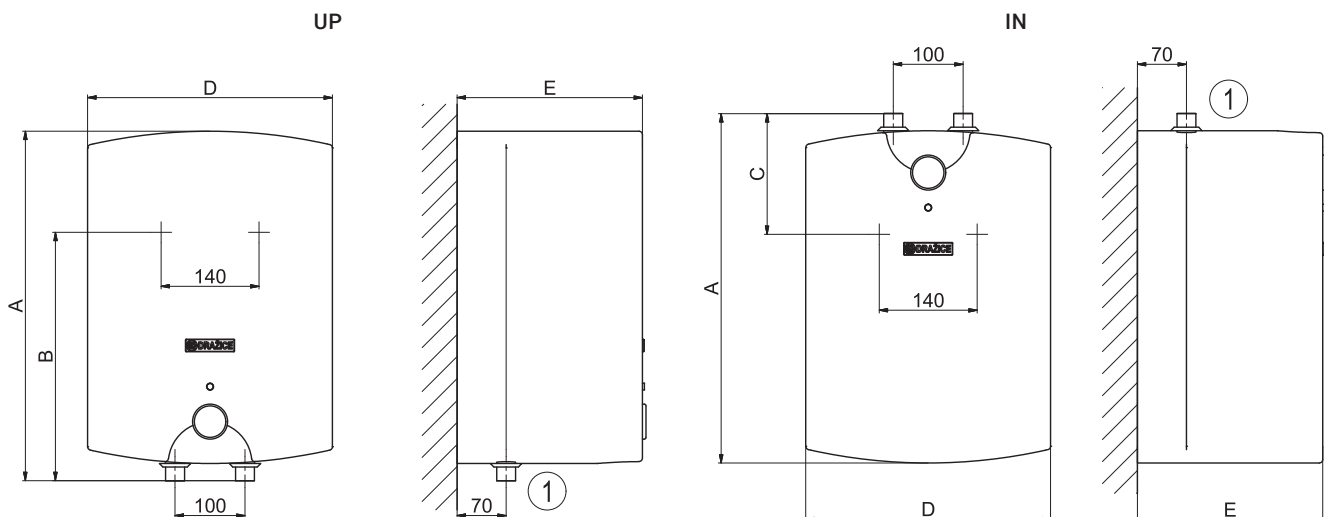


TO 15 IN

Type of storage tank		TO 15 UP	TO 15 IN
Order number		105313208	105313209
Capacity	[l]	14,8	14,9
Weight	[kg]		11
Insulation thickness	[mm]		30
Thermal conductivity of the insulation	[W·m ⁻¹ ·K ⁻¹]		0,025
Power consumption of the el. heating unit	[W]		2000
Heating time from 10 °C to 60 °C	[min]		29
Electrical connection		1/N/PE ~ 230 V/50 Hz	
Recommended circuit breaker size	[A]		16
Degree of protection			IP24
Max. operating temp. / overpressure in tank	[°C]/[bar]		80/6
Energy efficiency class			A
Annual consumption	[kWh·a ⁻¹]	510	523

Dimensions [mm]	A	B	C	D	E
TO 15 UP	495	410	-	350	310
TO 15 IN	495	-	130	350	310

SOCKET no. 1 ½" outer



TO 20.2

ELECTRIC WATER HEATERS

SMALL-CAPACITY PRESSURE TYPE



- Enamelled pressure vessel
- Electrical heating unit with power consumption of 2.2 kW
- The storage tank is of sufficient capacity for a shower or multiple washbasins

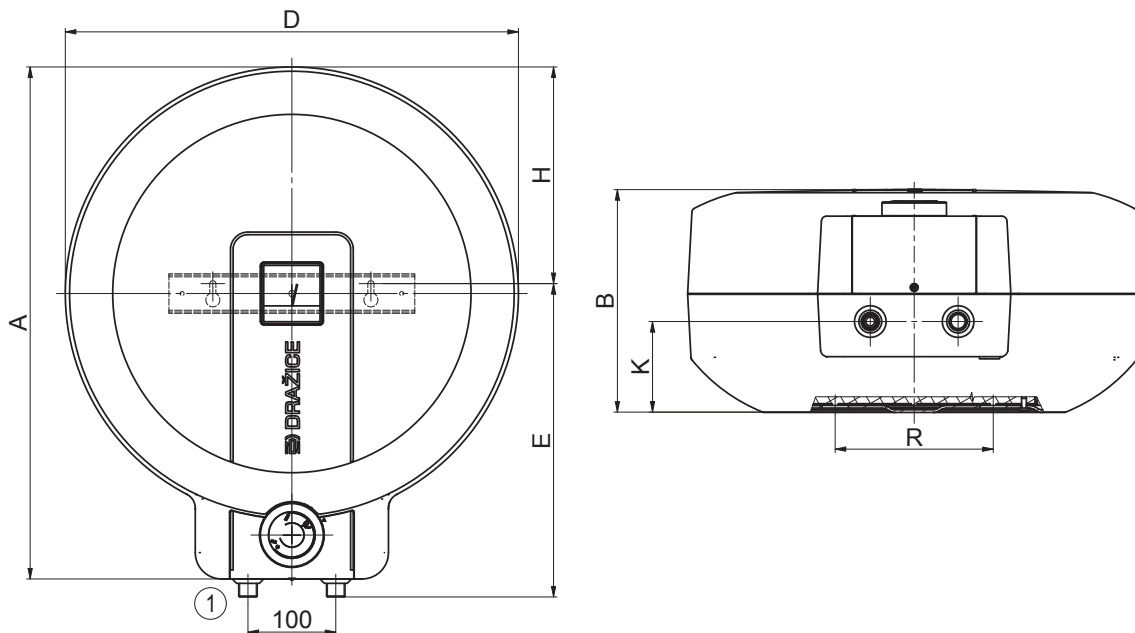


TO 20.2

Type of storage tank		TO 20.2
Order number		1202105201
Capacity	[l]	20
Max. weight of the empty water heater	[kg]	12
Insulation thickness	[mm]	20
Thermal conductivity of the insulation	[W·m ⁻¹ ·K ⁻¹]	0,022
Power consumption of the el. heating unit	[W]	2200
Heating time from 10 °C to 60 °C	[min]	30
Electrical connection		1/N/PE ~ 230 V/50 Hz
Recommended circuit breaker size	[A]	16
Degree of protection		IP44
Max. operating temp. / overpressure in tank	[°C]/[bar]	80/6
Energy efficiency class		B
Annual consumption	[kWh·a ⁻¹]	505
Mixed water V40	[l]	24,2

Dimensions [mm]	A	B	D	E	H	K	R
TO 20.2	585	254	516	357	247	103	180

SOCKET no. 1 ½" outer





- Low-pressure plastic tank
- Use of a low-pressure water tap is required
- Can be placed under (IN) or above (UP) the consumption point
- Only for one consumption point

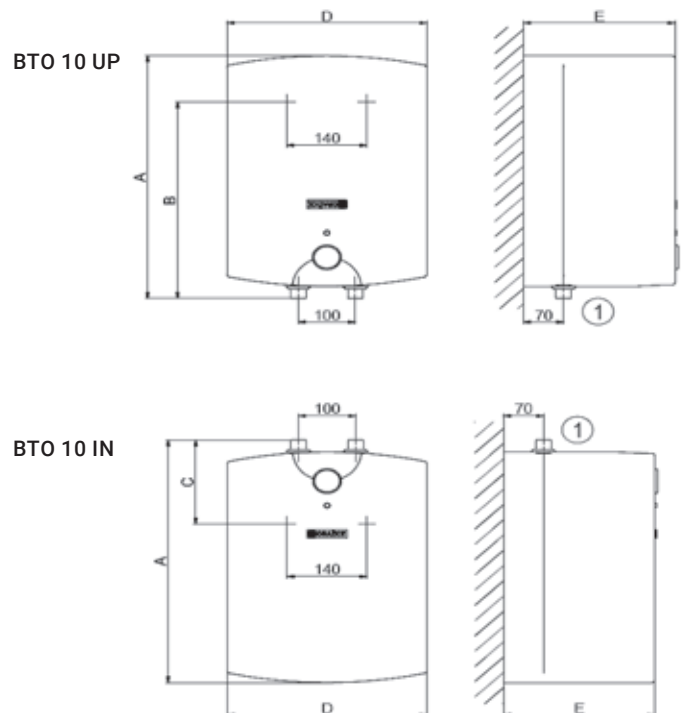
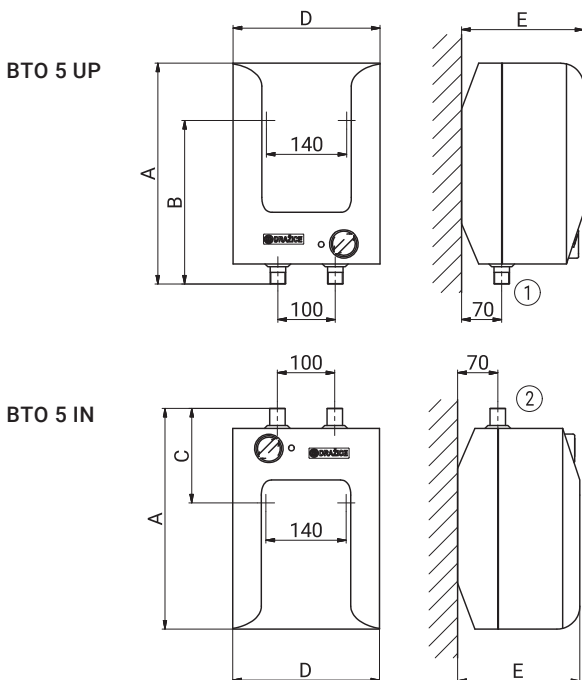


BTO 5 - 10 IN

Type of storage tank		BTO 5 UP	BTO 10 UP	BTO 5 IN	BTO 10 IN
Order number		105313200	105313204	105313201	105313205
Capacity	[l]	5,5	9,8	5,7	9,9
Weight	[kg]	3,5	4	3,5	4
Insulation thickness	[mm]	31	35	31	35
Thermal conductivity of the insulation	[W·m ⁻¹ ·K ⁻¹]	0,045			
Power consumption of the el. heating unit	[W]	2000			
Heating time from 10 °C to 60 °C	[min]	10	20	10	20
Electrical connection		1/N/PE ~ 230 V/50 Hz			
Recommended circuit breaker size	[A]	16			
Degree of protection		IP24			
Energy efficiency class		A			
Annual consumption	[kWh·a ⁻¹]	525	523	527	525

Dimensions [mm]	A	B	C	D	E
BTO 5 UP	405	280	-	255	215
BTO 5 IN	405	-	130	255	215
BTO 10 UP	495	410	-	350	265
BTO 10 IN	495	-	130	350	265

SOCKET no. 1 ½" outer
SOCKET no. 2 ¾" outer







ELECTRIC WATER HEATERS AND STORAGE TANKS

FLOOR-STANDING

FLOOR-STANDING

FOR INSTALATION ELECTRIC HEATING ELEMENT

OKCE S/2,2 kW

ELECTRIC WATER HEATERS
AND STORAGE TANKS

FLOOR-STANDING



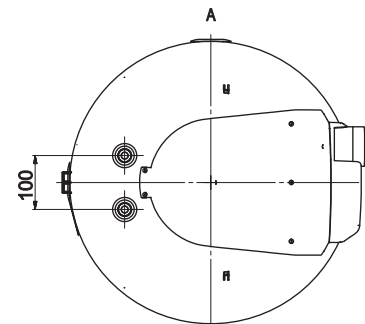
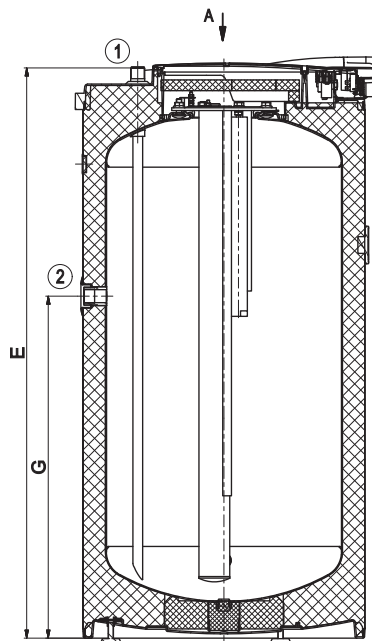
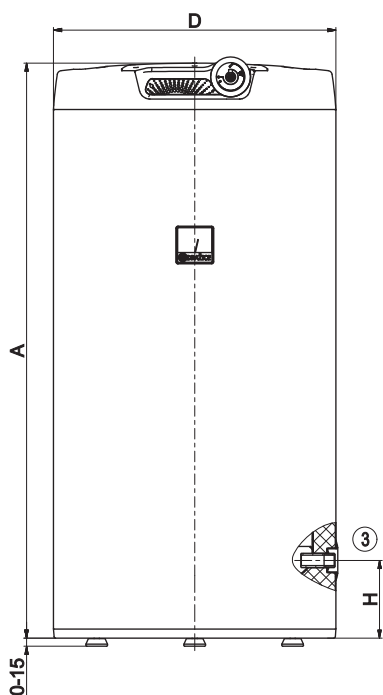
- All storage tanks have inlet/outlet for circulation connection
- Discharge outlet enclosed
- Equipped with electrical heating unit



OKCE 100-125 S/2,2 KW

Type of storage tank		OKCE 100 S/2,2 kW	OKCE 125 S/2,2 kW
Order number		1108111101	1103111101
Capacity	[l]	98	128
Max. weight of the empty water heater	[kg]	39	45
Insulation thickness	[mm]		42
Thermal conductivity of the insulation	[W·m ⁻¹ ·K ⁻¹]		0,022
Power consumption of the el. heating unit	[W]		2200
Heating time from 10 °C to 60 °C	[h]	2,6	3,4
Electrical connection		1/N/PE ~ 230V/50Hz	
Recommended circuit breaker size	[A]	16	
Degree of protection		IP42	
Max. operating temp. / overpressure in tank	[°C]/[bar]	80/6	
Energy efficiency class		C	
Annual consumption	[kWh·a ⁻¹]	1349	2637
Mixed water V40	[l]	133,17	156,44

Dimensions [mm]	A	D	E	G	H
OKCE 100 S/2,2 kW	902	524	892	535	145
OKCE 125 S/2,2 kW	1067	524	1057	635	145



SOCKET no. 1 3/4" outer
SOCKET no. 2 3/4" inner
SOCKET no. 3 1/2" inner

OKCE S

ELECTRIC WATER HEATERS AND STORAGE TANKS

FLOOR-STANDING FOR THE INSTALLATION OF ELECTRIC HEATING ELEMENTS



- All storage tanks have inlet/outlet for circulation connection
- Installation of TPK 210-12 flanged heating unit required
- Storage tanks with capacities of 200-500 l have an inlet/outlet for TJ ¼" heating unit
- Model 750 and 1000 have a removable thermal insulation



OKCE 160 S

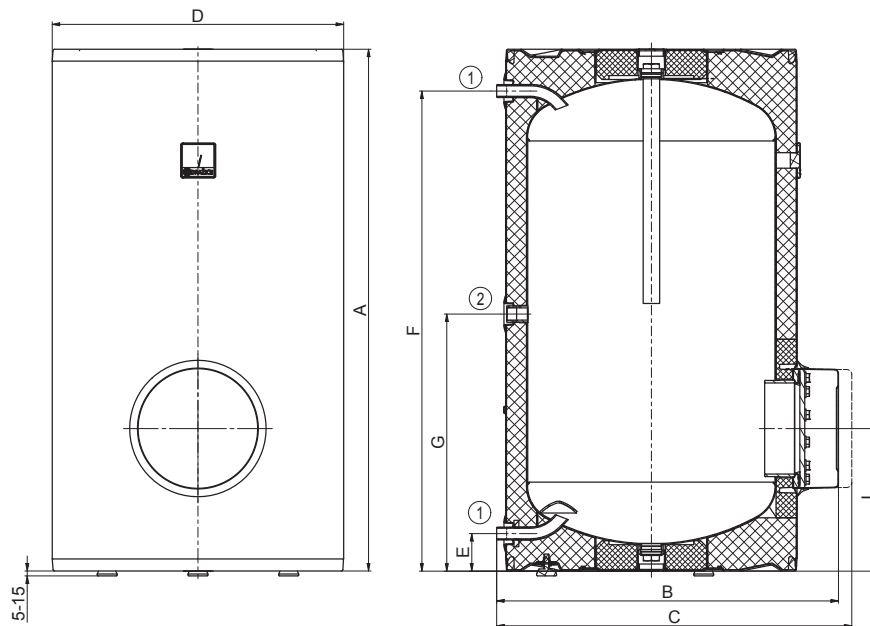


OKCE 200 S, 250 S, 300 S

Type of storage tank		OKCE 160 S	OKCE 200 S	OKCE 250 S	OKCE 300 S
Order number		1106115101	1107115101	1109115101	1210115101
Capacity	[l]	157	210	250	300
Max. weight of the empty water heater	[kg]	52	72	76	80
Insulation thickness	[mm]	42		60	
Thermal conductivity of the insulation	[W·m ⁻¹ ·K ⁻¹]	0,022		0,021	
Power consumption of the el. heating unit	[W]	according to the Type of accessories			
Heating time from 10 °C to 60 °C	[h]	according to the Type of accessories			
Electrical connection		according to the Type of accessories			
Recommended circuit breaker size	[A]	according to the Type of accessories			
Degree of protection		according to the Type of accessories			
Max. operating temp. / overpressure in tank	[°C]/[bar]	80/6			80/10
Energy efficiency class		C			
Annual consumption	[kWh·a ⁻¹]	2612	4301	4215	4361
Mixed water V40	[l]	235,47	362,16	418,23	419,08

Dimensions [mm]	A	B	C	D	E	F	G	I	J
OKCE 160 S	1045	660	710	584	75	962	515	-	285

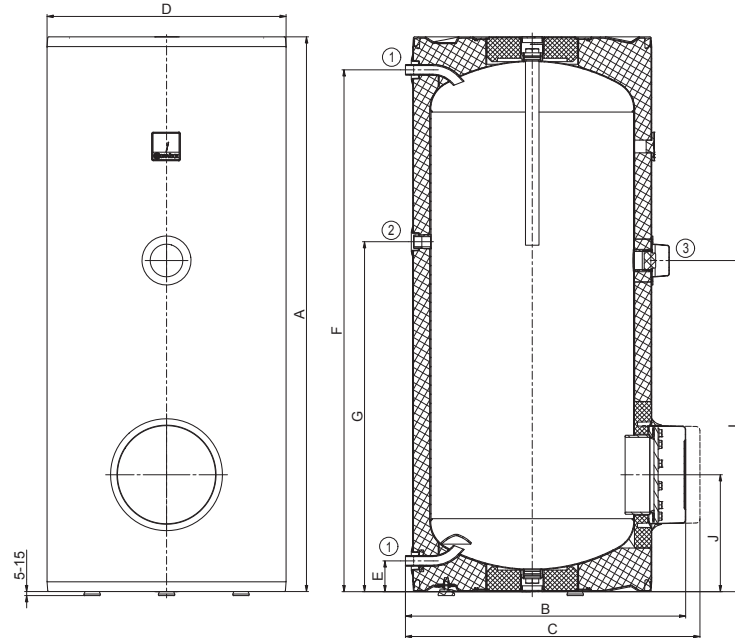
SOCKET no. 1 ¼" outer
 SOCKET no. 2 ¼" inner
 SOCKET no. 3 ¼" inner



OKCE 160 S

Dimensions [mm]	A	B	C	D	E	F	G	I	J
OKCE 200 S	1355	660	710	584	75	1275	855	810	285
OKCE 250 S	1535	660	710	584	75	1455	1055	810	285

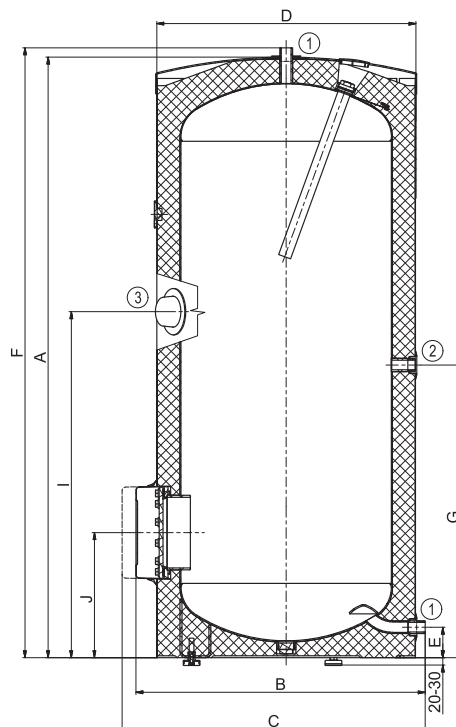
SOCKET no. 1 $\frac{3}{4}$ " outer
 SOCKET no. 2 $\frac{3}{4}$ " inner
 SOCKET no. 3 $\frac{3}{4}$ " inner



OKCE 200 S, 250 S

Dimensions [mm]	A	B	C	D	E	F	G	I	J
OKCE 300 S	1558	750	810	670	77	1579	760	895	325

SOCKET no. 1 1" outer
 SOCKET no. 2 $\frac{3}{4}$ " inner
 SOCKET no. 3 $\frac{3}{4}$ " inner



OKCE 300 S

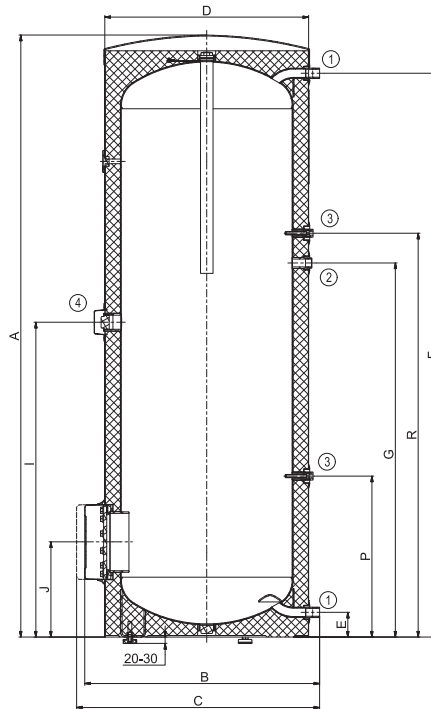


OKCE 500 S, 750 S, 1000 S

Type of storage tank		OKCE 500 S	OKCE 750 S	OKCE 1000 S
Order number		121311110	105513032	105513033
Capacity	[l]	462	750	969
Max. weight of the empty water heater	[kg]	106	158	206
Insulation thickness	[mm]	50	80	80
Thermal conductivity of the insulation	[W·m ⁻¹ ·K ⁻¹]	0,021	0,032	
Power consumption of the el. heating unit	[W]	according to the Type of accessories		
Heating time from 10 °C to 60 °C	[h]	according to the Type of accessories		
Electrical connection		according to the Type of accessories		
Recommended circuit breaker size	[A]	according to the Type of accessories		
Degree of protection		according to the Type of accessories		
Max. operating temp. / overpressure in tank	[°C]/[bar]	80/10		
Energy efficiency class		C		
Static loss	[W]	110	127	140

Dimensions [mm]	A	B	C	D	E	F	G	I	J	P	R
OKCE 500 S	1924	800	860	700	55	1790	1264	1040	287	380	1409

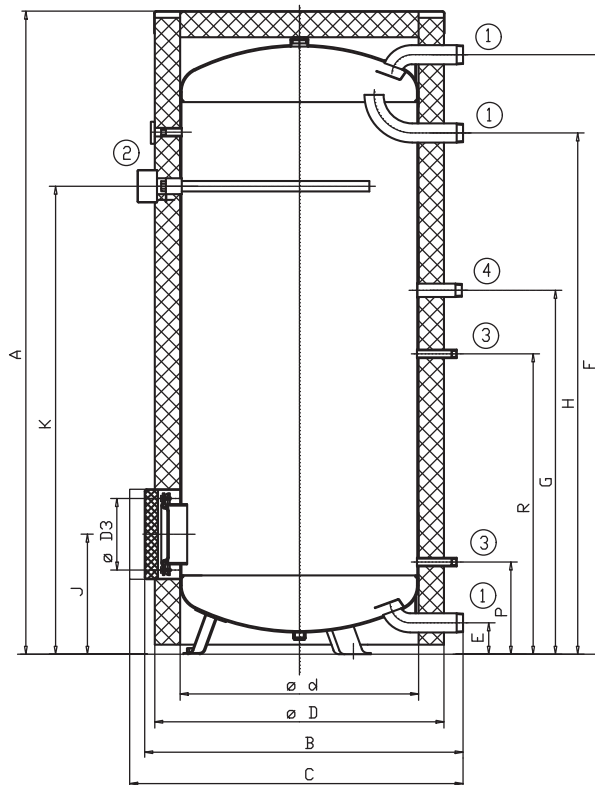
SOCKET no. 1 1" outer
 SOCKET no. 2 ¾" inner
 SOCKET no. 3 ½" inner
 SOCKET no. 4 ¾" inner




OKCE 500 S

Dimensions [mm]	A	B	C	d	D	D3	E	F	G	H	J	K	P	R
OKCE 750 S	2030	1030	max. 1140	750	910	225	100	1893	1147	1642	382	1477	292	947
OKCE 1000 S	2050	1130	max. 1240	850	1010	225	100	1910	1155	1650	390	1515	300	955

SOCKET no. 1 2" outer
 SOCKET no. 2 3/4" inner
 SOCKET no. 3 1/2" inner
 SOCKET no. 4 3/4" outer



OKCE 750 S, 1000 S



COMBINED WATER HEATERS

WALL-MOUNTED VERTICAL

WALL-MOUNTED HORIZONTAL

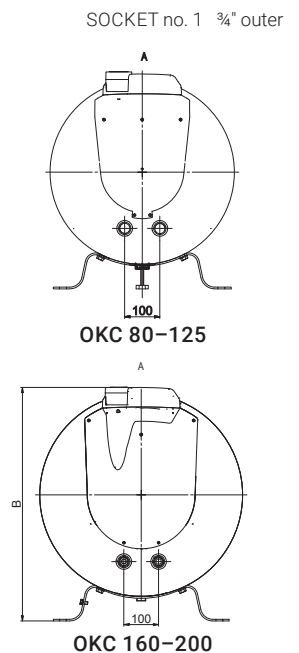
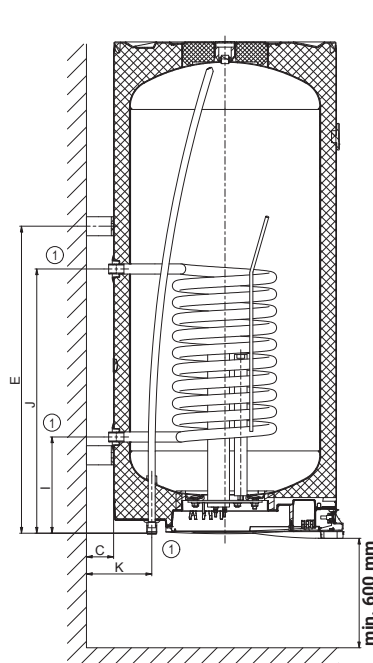
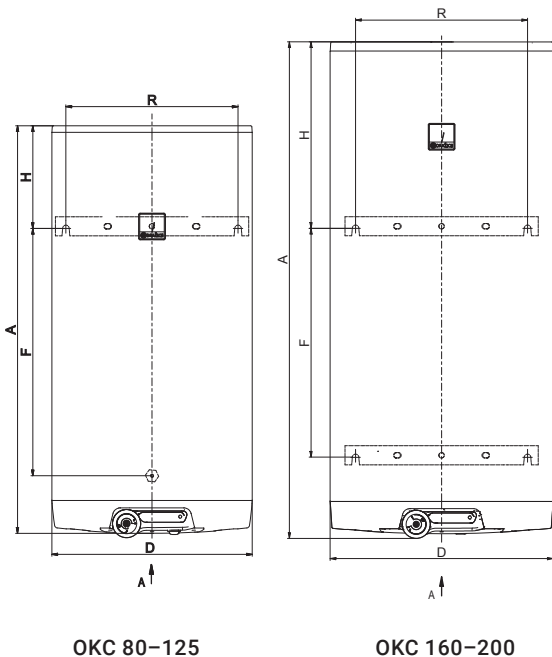


- Comes in wall-mounted version
- With a 2.2 kW electrical heating unit
- Ceramic 3-phase heating element 4 kW or extra connection for circulation on demand, according to the table with order number
- 1 wall-mounted console and support for models 80–125; 2 wall-mounted consoles for models 160–200







Type of storage tank		OKC 80	OKC 125	OKC 160	OKC 200
Order number model 2,2 kW		1101208101	1103208101	1106208101	1107208101
Order number model 4 kW				1106208103	1107208103
Order number model 2,2 kW with circulation				1106208104	
Capacity	[l]	73	117	145	194
Max. weight of the empty water heater	[kg]	40	55	62	79
Insulation thickness	[mm]	42			
Thermal conductivity of the insulation	[W·m ⁻¹ ·K ⁻¹]	0,022			
Power consumption of the el. heating unit	[W]	2200			
Heating time from 10 °C to 60 °C *	[h]	1,9	3,1	3,8	5,1
Electrical connection		1/N/PE ~ 230V/50Hz			
Recommended circuit breaker size	[A]	16			
Degree of protection		IP44			
Max. operating temp. / overpressure in tank	[°C]/[bar]	80/6			
Heat transfer surface of the exchanger *	[m ²]	0,41	0,68		
Capacity of the exchanger *	[l]	1,8	2,9		
Max. operating temperature / overpressure in exchanger	[°C]/[bar]	110/10			
Power of the exchanger at the 310 l at 80 °C *	[kW]	6	9		
Heating time by the exchanger from 10 °C to 60 °C *	[min]	50	55	67	86
Energy efficiency class		C			
Annual consumption	[kWh·a ⁻¹]	1342	1409	2622	4403
Mixed water V40	[l]	138,70	231,10	242,83	331,26

Dimensions [mm]	A	B	C	D	E	F	H	I	J	K	R
OKC 80	757	612	70	524	605	460	142	211	501	172	450
OKC 125	1067	612	70	524	755	610	302	211	651	172	450
OKC 160	1255	612	70	524	995	720	250	211	651	172	450
OKC 200	1300	672	70	584	804	600	490	252	692	172	450





- With a 2.2 kW electrical heating unit
- Ceramic 3-phase heating element 4 kW or extra connection for circulation on demand, according to the table with order number
- Suitable for solid fuel boilers
- Now with right-side and left-side versions
- Includes flexible wall hinge

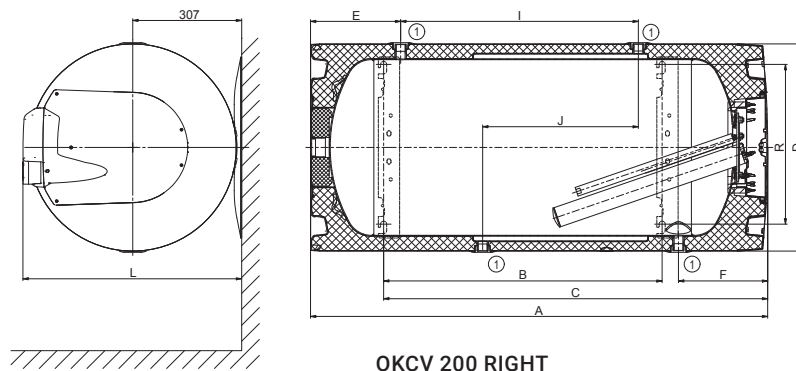
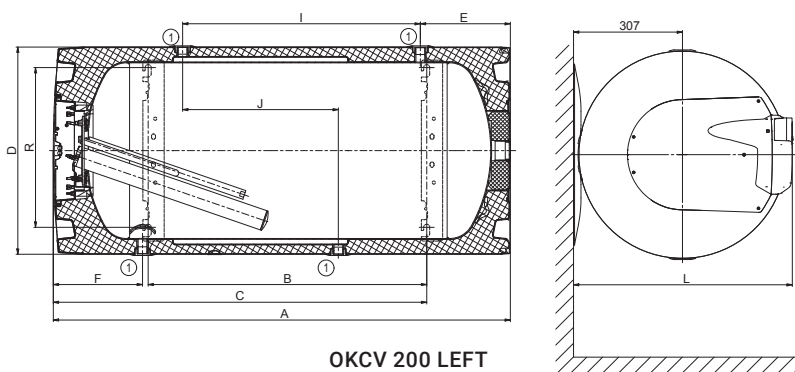
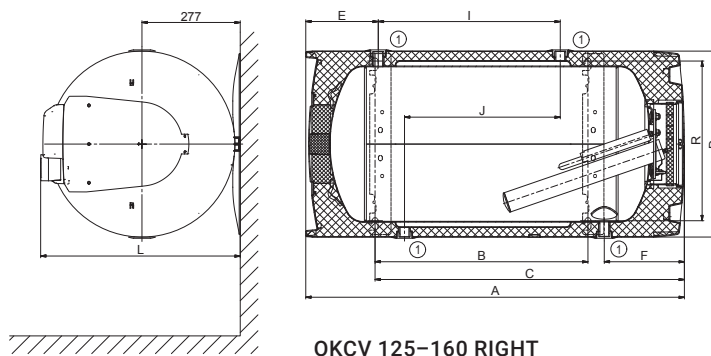
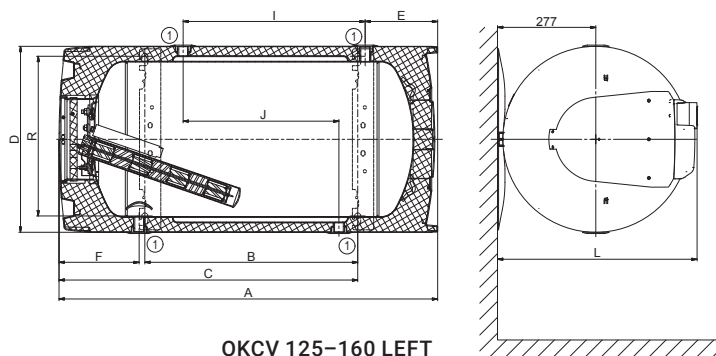


Type of storage tank		OKCV 125	OKCV 160	OKCV 200
Order number model 2,2 kW		1103408211 (right) 1103408212 (left)	1106408211 (right) 1106408212 (left)	1107408211 (right) 1107408212 (left)
Order number model 4 kW				1107408203 (right)
Order number model 2,2 kW with circulation			1106408204	
Capacity	[l]	123	148	201
Max. weight of the empty water heater	[kg]	63	69	85
Insulation thickness	[mm]		42	
Thermal conductivity of the insulation	[W·m ⁻¹ ·K ⁻¹]		0,022	
Power consumption of the el. heating unit	[W]		2200	
Heating time from 10 °C to 60 °C *	[h]	3,3	3,9	5,3
Electrical connection			1/N/PE ~ 230V/50Hz	
Recommended circuit breaker size	[A]		16	
Degree of protection			IP42	
Max. operating temp. / overpressure in tank	[°C]/[bar]		80/6	
Heat transfer surface of the exchanger *	[m ²]		0,7	0,75
Capacity of the exchanger *	[l]		11	12
Max. operating temperature / overpressure in exchanger	[°C]/[bar]		110/4	
Power of the exchanger at the 310 l at 80 °C *	[kW]		10	11
Heating time by the exchanger from 10 °C to 60 °C *	[min]	43	53	72
Energy efficiency class			C	
Annual consumption	[kWh·a ⁻¹]	2614	2691	4324
Mixed water V40	[l]	195,75	244,59	301,93

The values given are only for the 2.2 kW model

Dimensions [mm]	A	B	C	D	E	F	I	J	L	R
OKCV 125 - right	1067	600	872	524	204	226	513	439	563	450
OKCV 125 - left	1067	600	842	524	204	226	513	439	563	450
OKCV 160 - right	1255	785	1057	524	254	226	649	439	563	450
OKCV 160 - left	1255	785	1027	524	254	226	649	439	563	450
OKCV 200 - right	1290	785	1082	584	258	246	670	439	617	450
OKCV 200 - left	1290	785	1052	584	258	246	670	439	617	450

SOCKET no. 1 3/4" inner





HOT WATER STORAGE TANKS

WALL-MOUNTED VERTICAL
FLOOR-STANDING ELECTRIC
FLOOR-STANDING INDIRECT HEATING



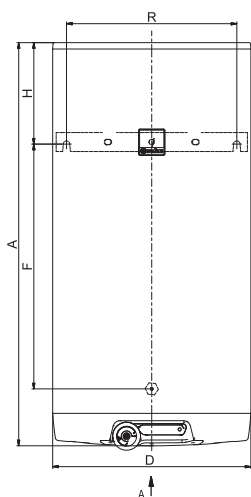
- Comes in wall-mounted version
- With a 2.2 kW electrical heating unit
- In version with 1 m² exchanger the storage tank is suitable for boilers using various fuels and for condensing boilers
- 1 wall-mounted console and support for models 100–125; 2 wall-mounted consoles for models 160–200
- Equipped with inlet/outlet for circulation



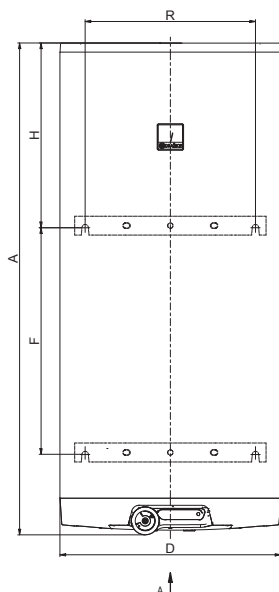
Type of storage tank		OKC 100/1 m ²	OKC 125/1 m ²	OKC 160/1 m ²	OKC 200/1 m ²
Order number model 2,2 kW		1108209101	1103209101	1106209101	1107209101
Capacity	[l]	95	120	147	195
Max. weight of the empty water heater	[kg]	57	64	71	85
Insulation thickness	[mm]	42			
Thermal conductivity of the insulation	[W·m ⁻¹ ·K ⁻¹]	0,022			
Power consumption of the el. heating unit	[W]	2200			
Heating time from 10 °C to 60 °C *	[h]	2,5	3,2	3,9	5,2
Electrical connection		1/N/PE ~ 230V/50Hz			
Recommended circuit breaker size	[A]	16			
Degree of protection		IP44			
Max. operating temp. / overpressure in tank	[°C]/[bar]	80/6			
Heat transfer surface of the exchanger *	[m ²]	1,08			
Capacity of the exchanger *	[l]	7,1			
Max. operating temperature / overpressure in exchanger	[°C]/[bar]	110/10			
Power of the exchanger at the 720 l at 80 °C	[kW]	24			
Heating time by the exchanger from 10 °C to 60 °C *	[min]	14	17	21	28
Energy efficiency class		B		C	
Static loss	[W]	47	57	67	72

Dimensions [mm]	A	B	C	D	E	F	G	H	I	J	K	R
OKC 100/1 m ²	902	612	70	524	622	478	550	270	263	703	172	450
OKC 125/1 m ²	1067	612	70	524	789	645	550	268	263	703	172	450
OKC 160/1 m ²	1255	612	70	524	991	815	830	254	263	703	172	450
OKC 200/1 m ²	1300	672	70	584	804	600	902	490	252	692	172	450

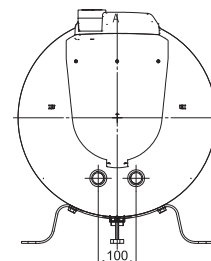
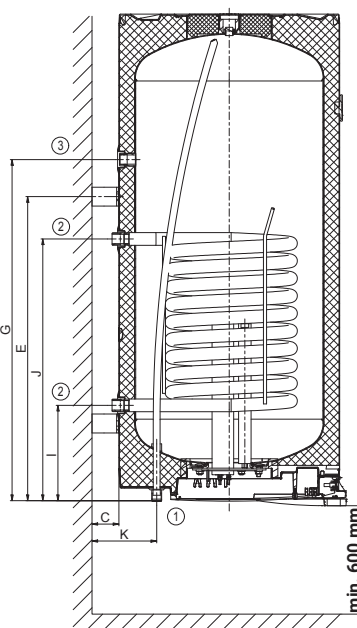
SOCKET no. 1 ¾" outer
 SOCKET no. 2 1" outer
 SOCKET no. 3 ¾" inner



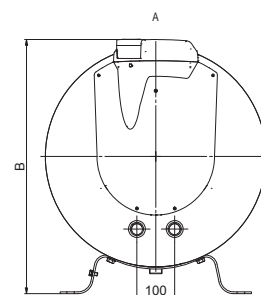
OKC 100–125/1m²



OKC 160–200/1m²



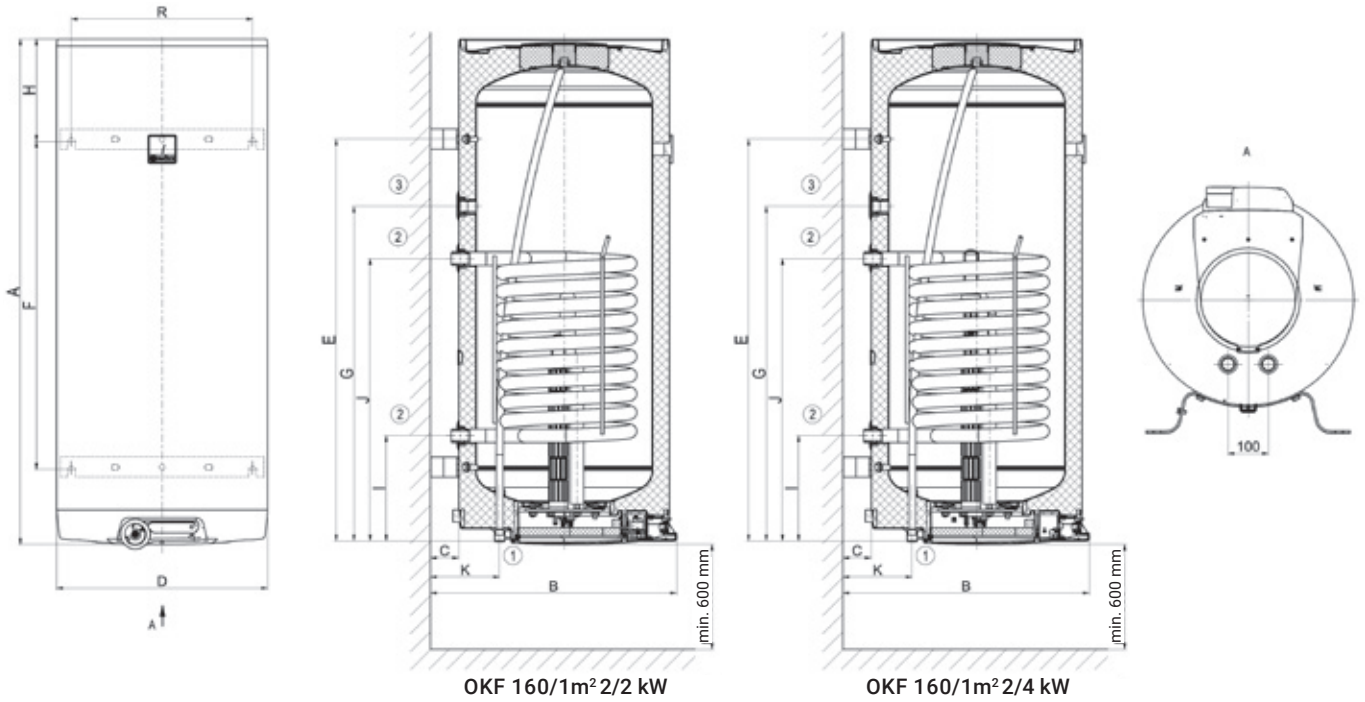
OKC 100–125/1m²



OKC 160–200/1m²

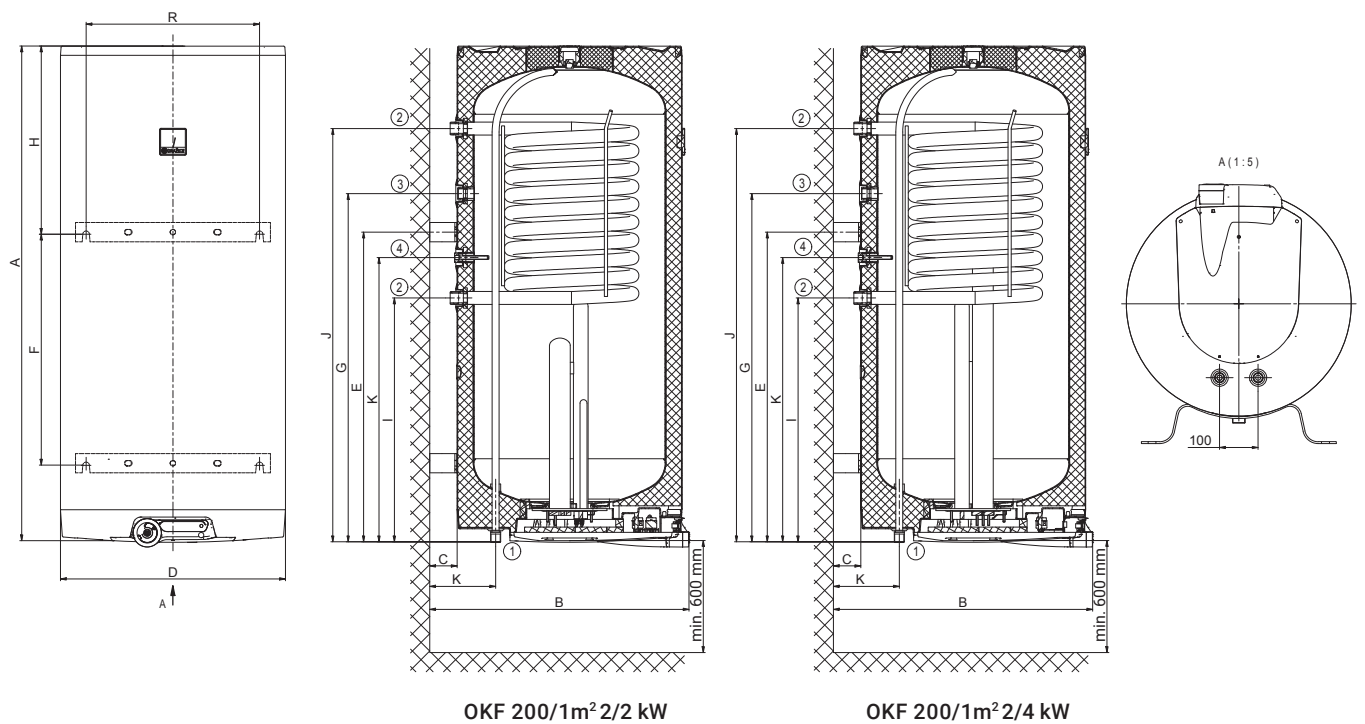
Dimensions [mm]	A	B	C	D	E	F	G	H	I	J	K	R
OKF 160/1 m²	1255	612	70	524	991	815	830	254	263	703	172	450

SOCKET no. 1 ¼" outer
 SOCKET no. 2 1" outer
 SOCKET no. 3 ¼" inner



Dimensions [mm]	A	B	C	D	E	F	G	H	I	J	K	R
OKF 200/1 m²	1300	672	70	584	804	600	904	490	633	1073	172	450

SOCKET no. 1 ¼" outer
 SOCKET no. 2 1" outer
 SOCKET no. 3 ¼" inner
 SOCKET no. 4 ½" inner





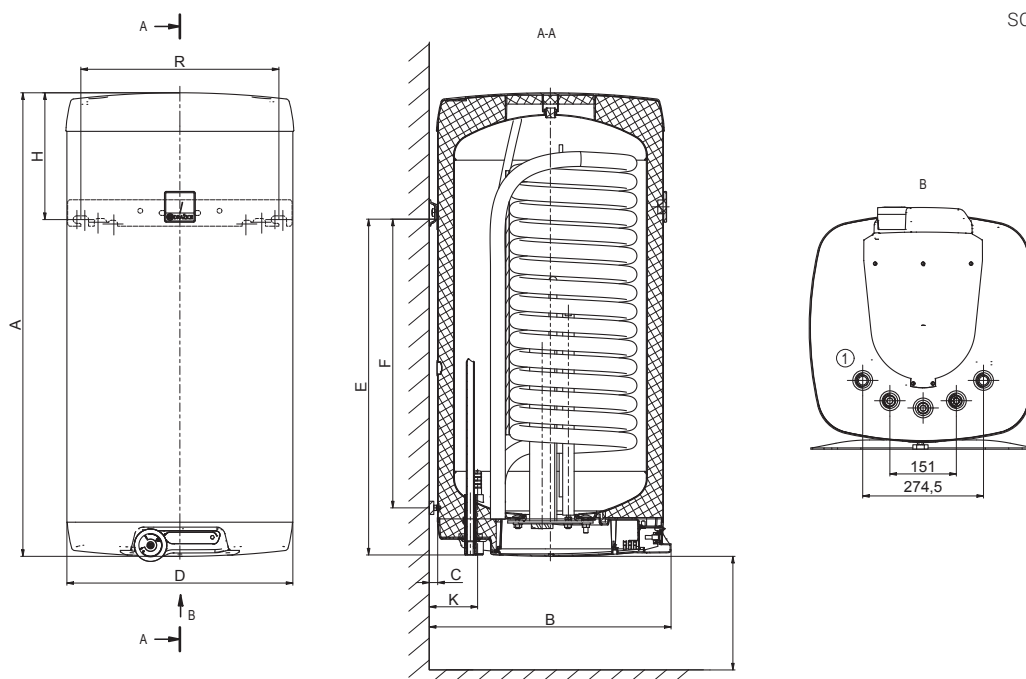
- In models 125 and 160
- Produced as wall-mounted with a 2.2 kW electrical heating unit
- In version with 1.4 m² exchanger, the storage tank is suitable for boilers that run on various fuels, for condensing boilers and some heat pumps
- 1 wall-mounted console and support
- Equipped with inlet/outlet for circulation
- Inlets and outlets of all media through the bottom lid for easier connection



OKHE 125-160 NTR/DV

Type of storage tank		OKHE 125 NTR/DV	OKHE 160 NTR/DV
Order number		140370616	140670616
Capacity	[l]	113	141
Max. weight of the empty water heater	[kg]	69	78
Insulation thickness	[mm]	až 80	
Thermal conductivity of the insulation	[W·m ⁻¹ ·K ⁻¹]	0,022	
Power consumption of the el. heating unit	[W]	2200	
Heating time from 10 °C to 60 °C *	[h]	3,2	4
Electrical connection		1/N/PE ~ 230V/50Hz	
Recommended circuit breaker size	[A]	16	
Degree of protection		IP44	
Max. operating temp. / overpressure in tank	[°C]/[bar]	80/6	
Heat transfer surface of the exchanger (top/bottom) *	[m ²]	- / 1,45	
Capacity of the exchanger (top/bottom) *	[l]	- / 9,5	
Max. operating temperature / overpressure in exchanger	[°C]/[bar]	110/10	
Pressure loss in the exchanger at a flow rate of 720 l/h (top/bottom)	mbar	- / 46	
Power of the exchanger at the 720 l at 80 °C (top/bottom) *	[kW]	- / 32	
Heating time by the exchanger from 10 °C to 60 °C (top/bottom) *	[min]	- / 13	
Energy efficiency class		B	C
Static loss	[W]	49	55

Dimensions [mm]	A	B	C	D	E	F	H	K	R
OKHE 125 NTR/DV	1050	550	19	520	757	638	283	117	450
OKHE 160 NTR/DV	1235	550	19	520	1000	880	225	117	450





- In models 125 and 160
- Produced as wall-mounted
- In version with 1.4 m² exchanger, the storage tank is suitable for boilers that run on various fuels, for condensing boilers and some heat pumps
- 1 wall-mounted console and support
- Equipped with inlet/outlet for circulation
- Inlets and outlets of all media through the bottom lid for easier connection
- Control for heating control by the exchanger not included
- Replacing an unused controller with an NTR panel

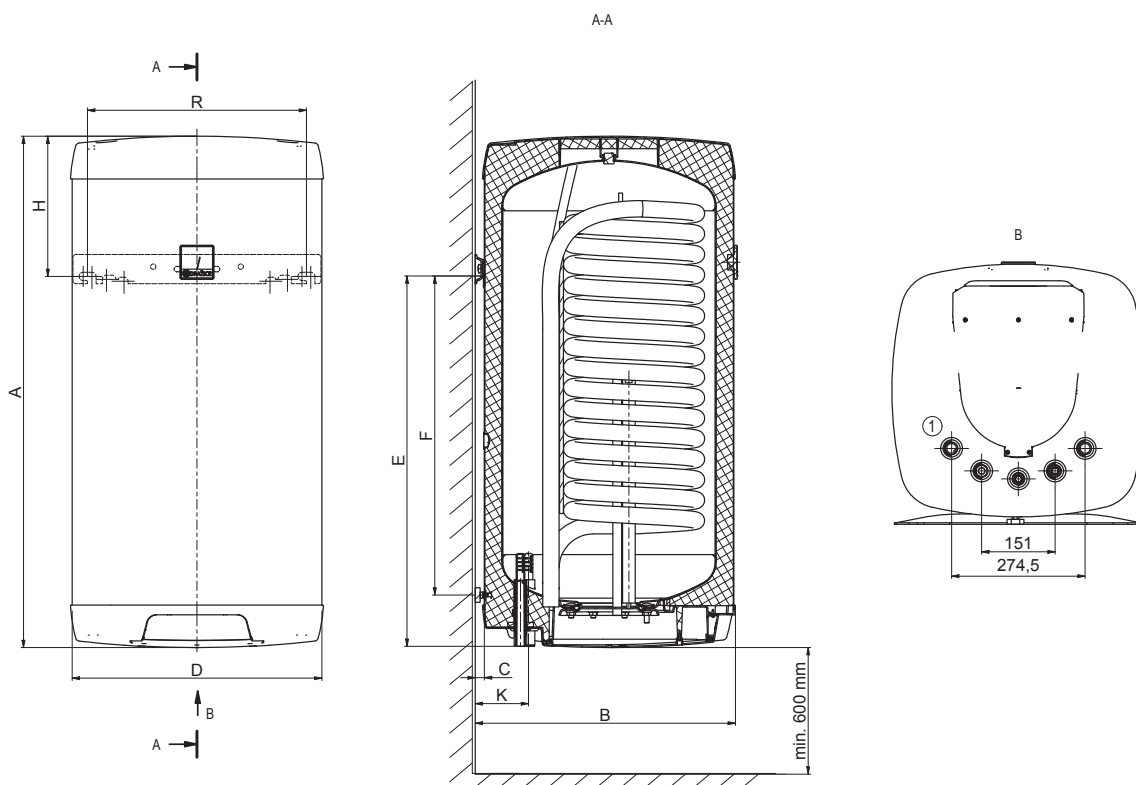


OKH 125-160 NTR/DV

Type of storage tank		OKH 125 NTR/DV	OKH 160 NTR/DV
Order number		140370602	140670602
Capacity	[l]	115	143
Max. weight of the empty water heater	[kg]	67	76
Insulation thickness	[mm]	až 80	
Thermal conductivity of the insulation	[W·m ⁻¹ ·K ⁻¹]	0,022	
Max. operating temperature / overpressure in exchangers	[°C]/[bar]	110/10	
Pressure loss in the exchanger at a flow rate of 720 l/h (top/bottom)	mbar	- / 46	
Power of the exchanger at the 720 l at 80 °C (top/bottom) *	[kW]	- / 32	
Heating time from 10 °C to 60 °C (top/bottom) *	[min]	- / 13	- / 16
Energy efficiency class		B	C
Static loss	[W]	49	55

Dimensions [mm]	A	B	C	D	E	F	H	K	R
OKH 125 NTR/DV	1050	540	19	520	757	638	283	117	450
OKH 160 NTR/DV	1235	540	19	520	1000	880	225	117	450

SOCKET no. 1 ¼" outer



OKCE NTR/HV/2,2 kW

HOT WATER STORAGE TANKS

FLOOR-STANDING
INDIRECT HEATING



- Inlets and outlets of all media through the top lid
- Heaters suitable for installation under wall-mounted boilers
- With a single-phase 2.2 kW electrical heating unit
- Heaters have a fitted drain valved

ENERGY CLASS

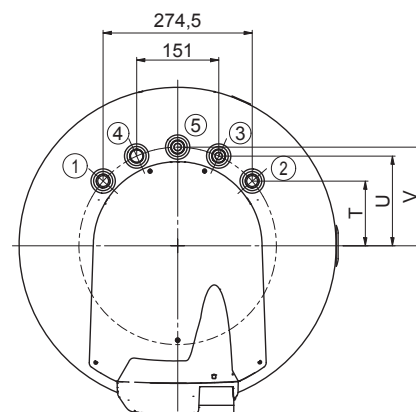
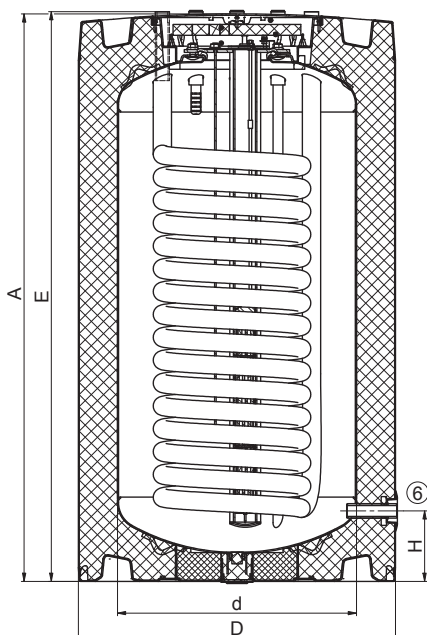


OKCE 100.1 – 125.1 NTR/HV/ 2,2 kW

Type of storage tank		OKCE 100.1 NTR/HV/ 2,2 kW	OKCE 125.1 NTR/HV/ 2,2 kW
Order number		1108707117	1103707117
Capacity	[l]	83	107
Max. weight of the empty water heater	[kg]	61	77
Insulation thickness	[mm]		72
Thermal conductivity of the insulation	[W·m ⁻¹ ·K ⁻¹]		0,022
Power consumption of the el. heating unit	[W]		2200
Heating time from 10 °C to 60 °C *	[h]	2,3	2,8
Electrical connection		1/N/PE ~ 230V/50Hz	
Recommended circuit breaker size	[A]	16	
Degree of protection		IP42	
Max. operating temp. / overpressure in tank	[°C]/[bar]	80/6	
Heat transfer surface of the exchanger *	[m ²]	1,08	1,45
Capacity of the exchanger *	[l]	7,1	9,5
Max. operating temperature / overpressure in exchanger	[°C]/[bar]	110/10	
Power of the exchanger at the 720 l at 80 °C	[kW]	24	32
Heating time by the exchanger from 10 °C to 60 °C *	[min]	13	12
Energy efficiency class		A	
Static loss	[W]	29	33

Dimensions [mm]	A	d	D	E	H	T	U	V
OKCE 100.1 NTR/HV/2,2 kW	880	440	584	885	130	119	165	182
OKCE 125.1 NTR/HV/2,2 kW	1045	440	584	1050	130	119	165	182

- SOCKET no. 1 3/4" outer
- SOCKET no. 2 3/4" outer
- SOCKET no. 3 3/4" outer
- SOCKET no. 4 3/4" outer
- SOCKET no. 5 3/4" outer
- SOCKET no. 6 1/2" inner





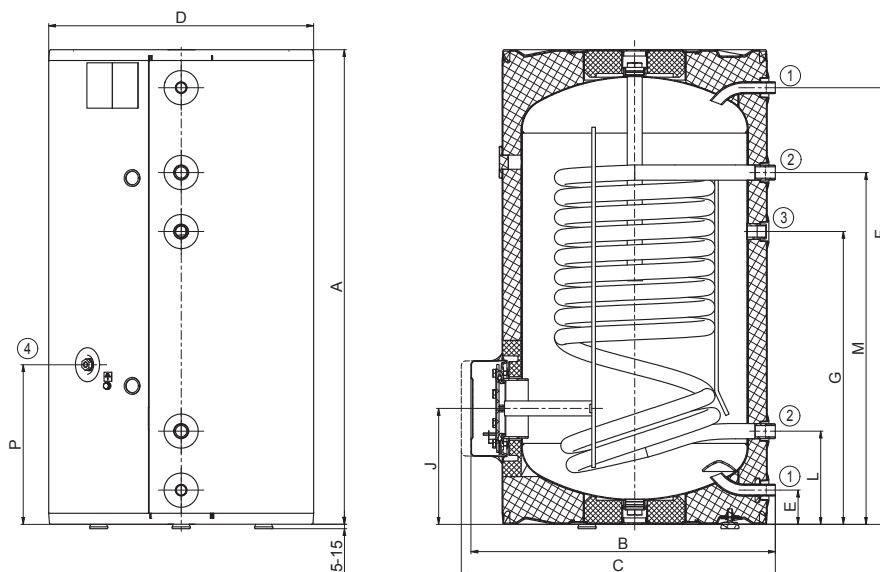
- Storage tank has a side flange used as an inspection hole
- The heating unit can be installed in the side flange – see in the accessories table on the end of catalogue
- TJ ¼" electrical heating unit can be installed for models 200–500
- Models 160 and 200 now have a 150 mm flange



Type of storage tank		OKC 160 NTR/BP	OKC 200 NTR(R)/BP	OKC 300 NTR(R)/BP
Order number		1106701201	1107701201 (1107901201)	121070101 (121090101)
Capacity	[l]	148	208 (200)	296 (285)
Max. weight of the empty water heater	[kg]	76	92 (103)	108 (126)
Insulation thickness	[mm]		42	60
Thermal conductivity of the insulation	[W·m ⁻¹ ·K ⁻¹]		0,022	0,021
Max. operating temp. / overpressure in tank	[°C]/[bar]		80/6	80/10
Heat transfer surface of the exchanger * (top/bottom)	[m ²]	-/1,19	-/1,19 (1/0,96)	-/1,5 (1/1,5)
Capacity of the exchanger * (top/bottom)	[l]	-/8	-/8(7/6,5)	-/10,5 (7/10,5)
Max. operating temperature / overpressure in exchanger	[°C]/[bar]		110/10	
Power of the exchanger at the 720 l at 80 °C	[kW]	-/27	-/27 (24/22)	-/35 (24/35)
Heating time by the exchanger from 10 °C to 60 °C *	[min]	-/19	-/27 (14/16)	-/30 (16/24)
Energy efficiency class			C	
Static loss	[W]	75	82	83

Dimensions [mm]	A	B	C	D	E	F	G	I	J	L	M	P
OKC 160 NTR/BP	1045	660	710	584	75	962	645	-	255	205	775	350

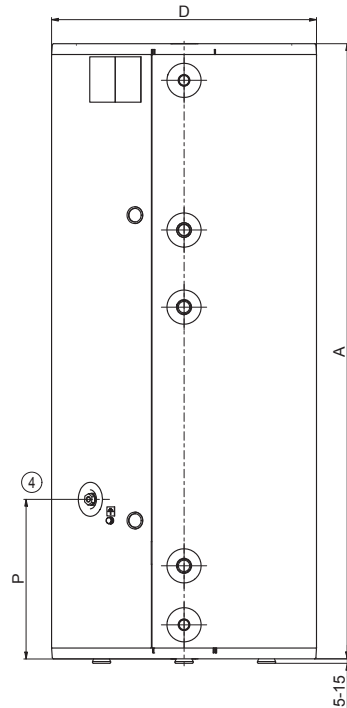
SOCKET no. 1 ¼" outer
 SOCKET no. 2 1" outer
 SOCKET no. 3 ¾" inner
 SOCKET no. 4 ½" inner



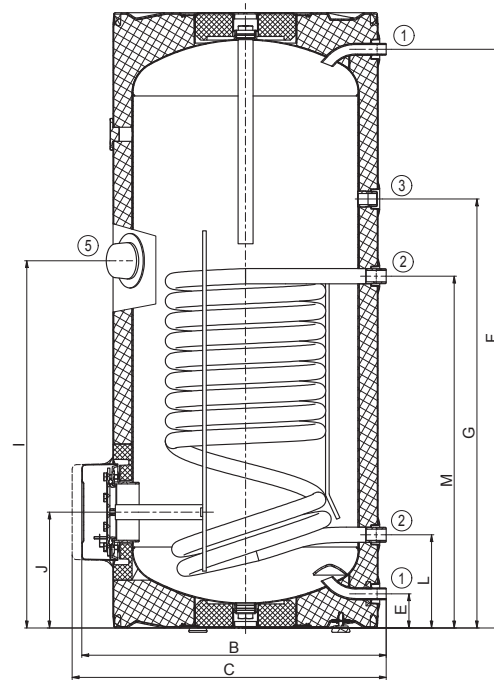
OKC 160 NTR/BP

Dimensions [mm]	A	B	C	D	E	F	G	I	J	L	M	P
OKC 200 NTR/BP	1355	660	710	584	75	1275	945	810	255	205	775	350

- SOCKET no. 1 3/4" outer
- SOCKET no. 2 1" outer
- SOCKET no. 3 3/4" inner
- SOCKET no. 4 1/2" inner
- SOCKET no. 5 3/4" inner

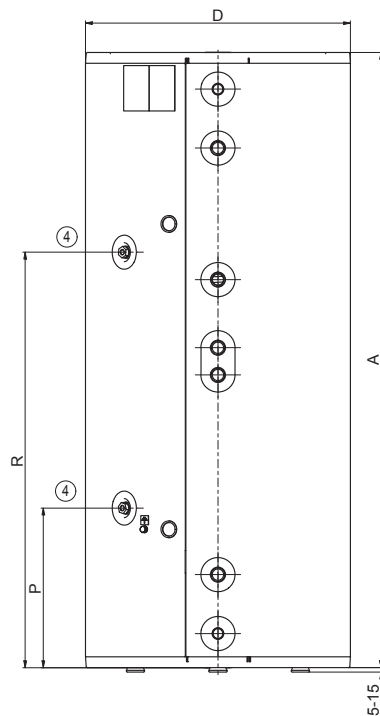


OKC 200 NTR/BP

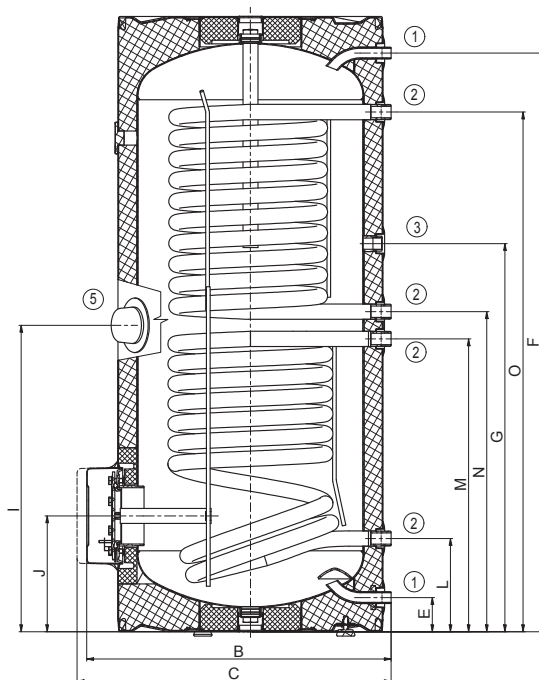


Dimensions [mm]	A	B	C	D	E	F	G	I	J	L	M	N	O	P	R
OKC 200 NTRR/BP	1355	660	710	584	75	1275	855	675	255	205	645	705	1145	350	915

- SOCKET no. 1 3/4" outer
- SOCKET no. 2 1" outer
- SOCKET no. 3 3/4" inner
- SOCKET no. 4 1/2" inner
- SOCKET no. 5 3/4" inner



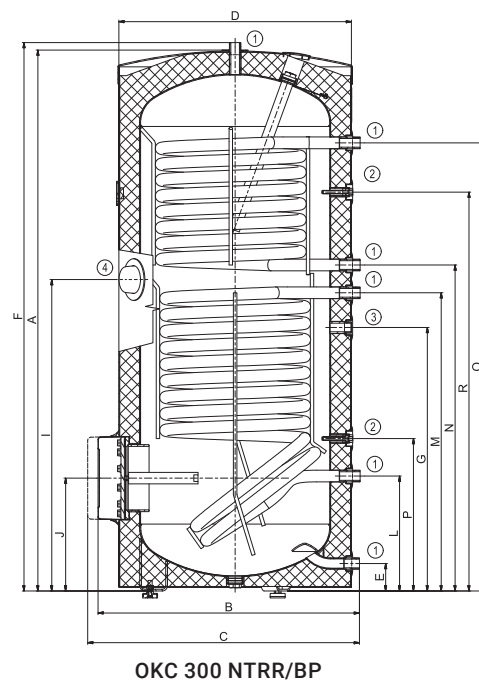
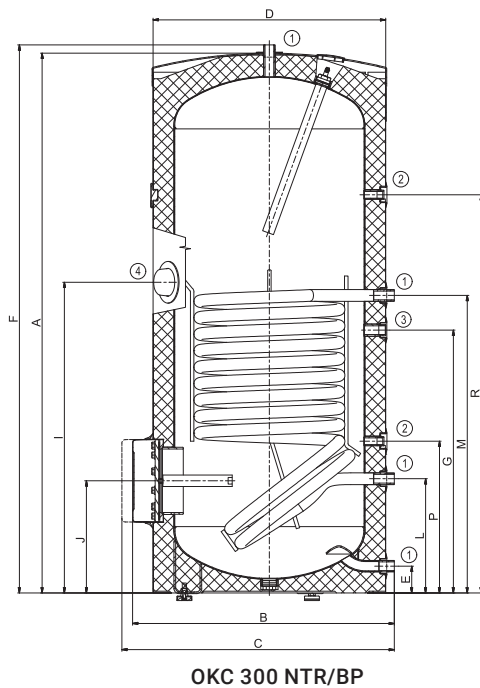
OKC 200 NTRR/BP





Dimensions [mm]	A	B	C	D	E	F	G	I	J	L	M	N	O	P	R
OKC 300 NTR/BP	1558	750	810	670	77	1579	760	895	325	330	858	-	-	438	1148
OKC 300 NTRR/BP	1558	750	810	670	77	1579	760	895	325	330	858	939	1291	438	1148

SOCKET no. 1 1" outer
 SOCKET no. 2 1/2" inner
 SOCKET no. 3 3/4" inner
 SOCKET no. 4 1/4" inner





OKC 500 NTR/BP

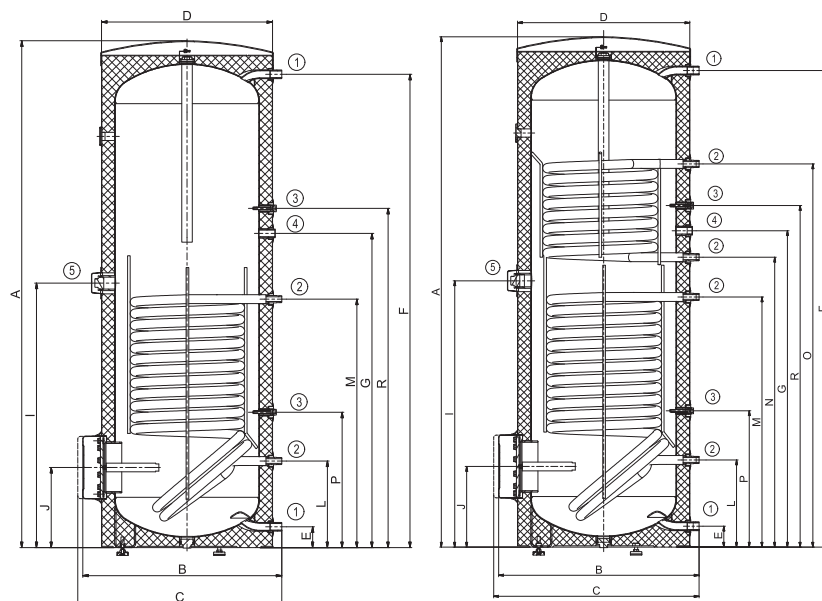


OKC 500 NTRR/BP

Type of storage tank		OKC 500 NTR(R)/BP	OKC 750 NTR(R)/BP	OKC 1000 NTR(R)/BP
Order number		121370101 (121390101)	105513053 (105513054)	105513055 (105513056)
Capacity	[l]	447 (433)	725 (710)	945 (930)
Max. weight of the empty water heater	[kg]	149 (158)	208 (197)	260 (248)
Insulation thickness	[mm]	50		80
Thermal conductivity of the insulation	[W·m ⁻¹ ·K ⁻¹]	0,021		0,032
Max. operating temp. / overpressure in tank	[°C]/[bar]	80/10		95/10
Heat transfer surface of the exchanger * (top/bottom)	[m ²]	-/2 (1,4/2)	3,7 (1,17/1,93)	4,5 (1,12/2,45)
Capacity of the exchanger * (top/bottom)	[l]	-/14 (9/14)	32,5 (8,2/13,5)	39 (7,9/17,1)
Max. operating temperature / overpressure in exchanger	[°C]/[bar]	110/10		110/10
Power of the exchanger at the 720 l at 80 °C	[kW]	-/58 (37/58)	-	-
Heating time by the exchanger from 10 °C to 60 °C *	[min]	-/26 (26/27)	24 (28/37)	26 (37/43)
Energy efficiency class			C	
Static loss	[W]	110 (111)	127 (129)	140 (142)

Dimensions [mm]	A	B	C	D	E	F	G	I	J	L	M	N	O	P	R
OKC 500 NTR/BP	1924	800	860	700	55	1790	1264	1040	288	220	965	-	-	380	1409
OKC 500 NTRR/BP	1924	800	860	700	55	1790	1264	1040	288	220	965	1114	1604	380	1409

SOCKET no. 1 1" outer
 SOCKET no. 2 ¾" outer
 SOCKET no. 3 ½" inner
 SOCKET no. 4 ¾" inner
 SOCKET no. 5 ¼" inner

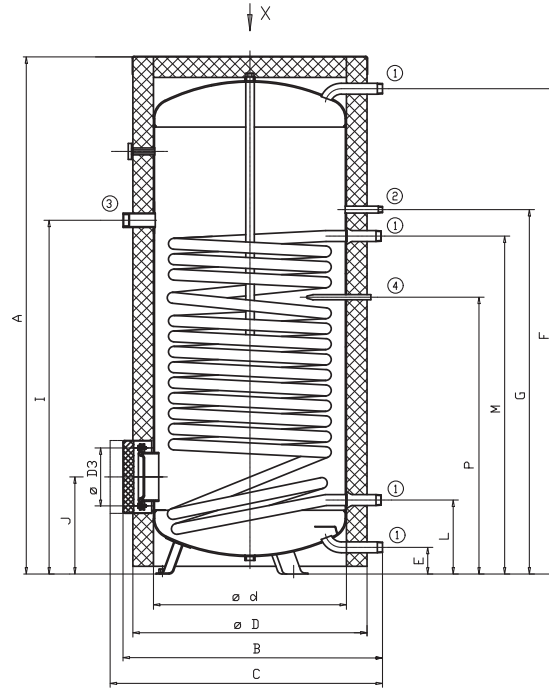


OKC 500 NTR/BP

OKC 500 NTRR/BP

SOCKET no. 1 1" outer
 SOCKET no. 2 ¾" outer
 SOCKET no. 3 ½" inner
 SOCKET no. 4 ¾" inner
 SOCKET no. 5 ¼" inner

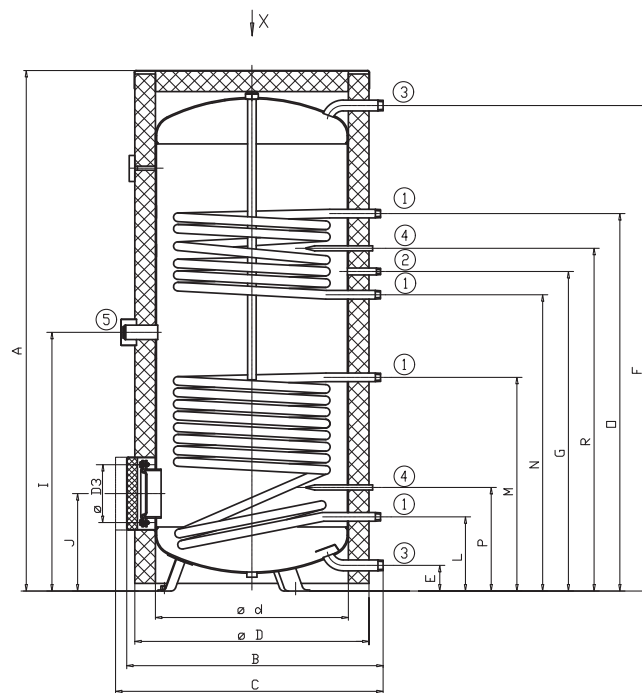
Dimensions [mm]	A	B	C	d	D	D3	E	F	G	I	J	L	M	P
OKC 750 NTR/BP	2030	1030	max. 1140	750	910	225	106	1890	1422	1380	383	293	1319	1081
OKC 1000 NTR/BP	2050	1130	max. 1240	850	1010	225	103	1900	1490	1375	386	296	1324	1088



SOCKET no. 1 5/4" outer
 SOCKET no. 2 3/4" outer
 SOCKET no. 3 5/4" inner
 SOCKET no. 4 Ø20 x 2 x 200 inner

OKC 750, 1000 NTR/BP

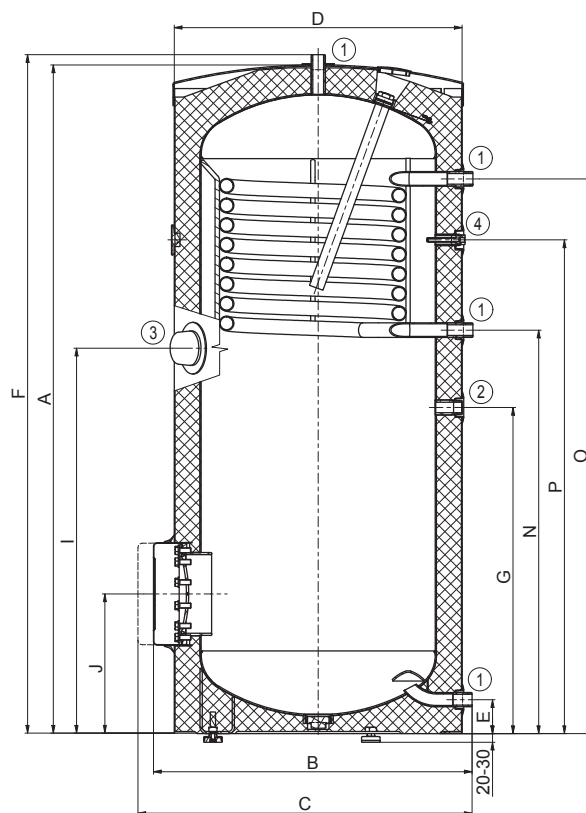
Dimensions [mm]	A	B	C	d	D	D3	E	F	G	I	J	L	M	N	O	P	R
OKC 750 NTRR/BP	2030	1030	max. 1140	750	910	225	106	1890	1246	1009	383	293	835	1156	1471	407	1336
OKC 1000 NTRR/BP	2050	1130	max. 1240	850	1010	225	103	1900	1243	1024	386	296	884	1153	1423	411	1333



SOCKET no. 1 1" outer
 SOCKET no. 2 3/4" outer
 SOCKET no. 3 5/4" outer
 SOCKET no. 4 Ø20 x 2 x 200 inner
 SOCKET no. 5 5/4" inner

OKC 750, 1000 NTRR/BP

Dimensions [mm]	A	B	C	D	E	F	G	I	J	N	O	P
OKF 300 NTR/S	1558	750	810	670	79	1579	760	895	325	939	1290	1149



SOCKET no. 1 1" outer
 SOCKET no. 2 3/4" inner
 SOCKET no. 3 5/4" inner
 SOCKET no. 4 1/2" inner



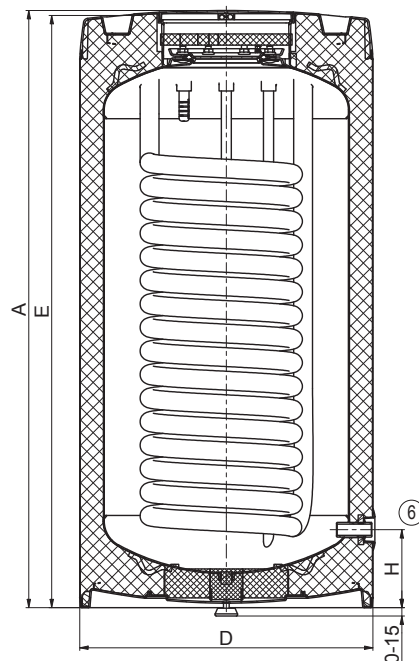
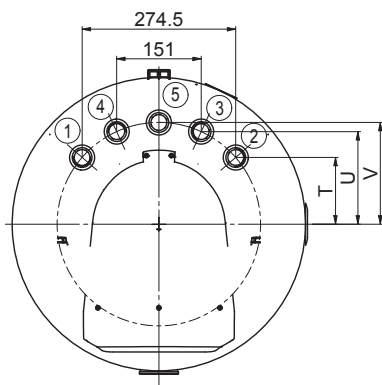
- Inlets and outlets of all media through the top lid
- Storage tanks suitable for installation under wall-mounted boilers
- Storage tanks have discharge outlet enclosed
- Excludes regulation for controlling heat exchanger
- Replacing an unused controller with an NTR panel (production since September 1, 2025)



Type of storage tank		OKC 100 NTR/HV	OKC 125 NTR/HV	OKC 160 NTR/HV
Order number		1108706101	1103706101	1106706101
Capacity	[l]	87	113	144
Max. weight of the empty water heater	[kg]	53	64	77
Insulation thickness	[mm]	42	42	42
Thermal conductivity of the insulation	[W·m ⁻¹ ·K ⁻¹]	0,022		
Degree of protection		IP42		
Max. operating temp. / overpressure in tank	[°C]/[bar]	80/6		
Heat transfer surface of the exchanger *	[m ²]	1,08	1,45	
Capacity of the exchanger *	[l]	7,1	9,5	
Max. operating temperature / overpressure in exchanger	[°C]/[bar]	110/10		
Power of the exchanger at the 720 l at 80 °C	[kW]	24	32	
Heating time by the exchanger from 10 °C to 60 °C *	[min]	13	12	16
Energy efficiency class		B	C	C
Static loss	[W]	42	65	65

Dimensions [mm]	A	d	D	E	H	T	U	V
OKC 100 NTR/HV	902	-	524	892	145	119	165	182
OKC 125 NTR/HV	1067	-	524	1057	145	119	165	182
OKC 160 NTR/HV	1090	-	584	1080	143	119	165	182

- SOCKET no. 1 ¼" outer
- SOCKET no. 2 ¼" outer
- SOCKET no. 3 ¼" outer
- SOCKET no. 4 ¼" outer
- SOCKET no. 5 ¼" outer
- SOCKET no. 6 ½" inner





- Inlets and outlets of all media through the top lid
- Storage tanks suitable for installation under wall-mounted boilers
- Storage tanks have discharge outlet enclosed
- Excludes regulation for controlling heat exchanger
- Replacing an unused controller with an NTR panel (production since September 1, 2025)

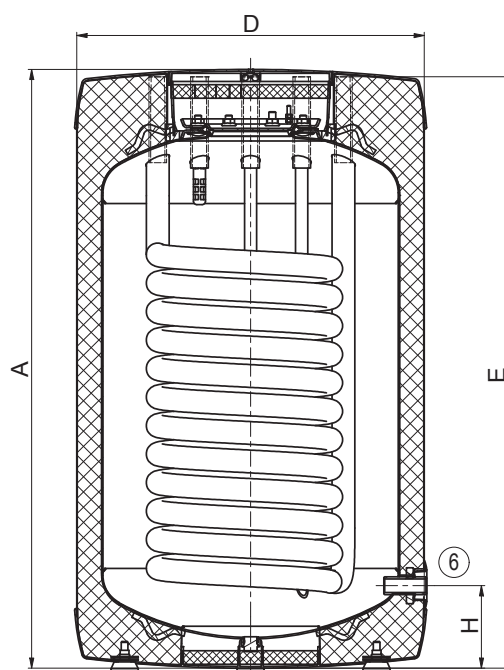
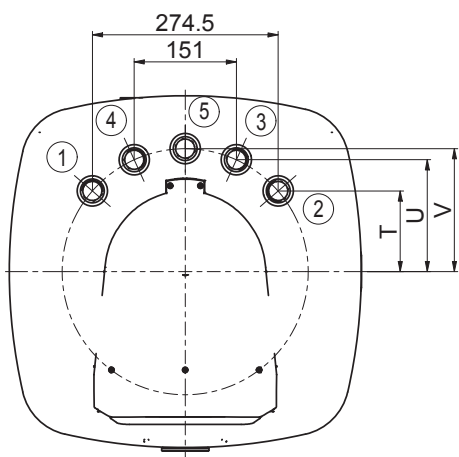


OKH 125 NTR/HV

Type of storage tank		OKH 100 NTR/HV	OKH 125 NTR/HV
Order number		140870601	140370601
Capacity	[l]	87	113
Max. weight of the empty water heater	[kg]	55	67
Insulation thickness	[mm]		to 80
Thermal conductivity of the insulation	[W·m ⁻¹ ·K ⁻¹]		0,022
Degree of protection			IP42
Max. operating temp. / overpressure in tank	[°C]/[bar]		80/6
Heat transfer surface of the exchanger *	[m ²]	1,08	1,45
Capacity of the exchanger *	[l]	7,1	9,5
Max. operating temperature / overpressure in exchanger	[°C]/[bar]		110/10
Power of the exchanger at the 720 l at 80 °C	[kW]	24	32
Heating time by the exchanger from 10 °C to 60 °C *	[min]		13
Energy efficiency class			B
Static loss	[W]	44	49

Dimensions [mm]	A	D	E	H	T	U	V
OKH 100 NTR/HV	897	520	888	127	119	165	182
OKH 125 NTR/HV	1058	520	1049	127	119	165	182

SOCKET no. 1 ¼" outer
 SOCKET no. 2 ¼" outer
 SOCKET no. 3 ¼" outer
 SOCKET no. 4 ¼" outer
 SOCKET no. 5 ¼" outer
 SOCKET no. 6 ½" inner



OKH 100, 125 NTR/HV



- Working pressure in the vessel and in the heat exchanger is 1 MPa
- With one large heat exchanger for connecting the heating source (heat pump, low-temperature source)
- Installation of TJ ¼" electrical heating unit possible
- The heating unit can be installed in the side flange – see in the accessories table on the end of catalogue
- Model 750 and 1000 have a removable thermal insulation
- Models 200 and 250 now have a 150 mm flange

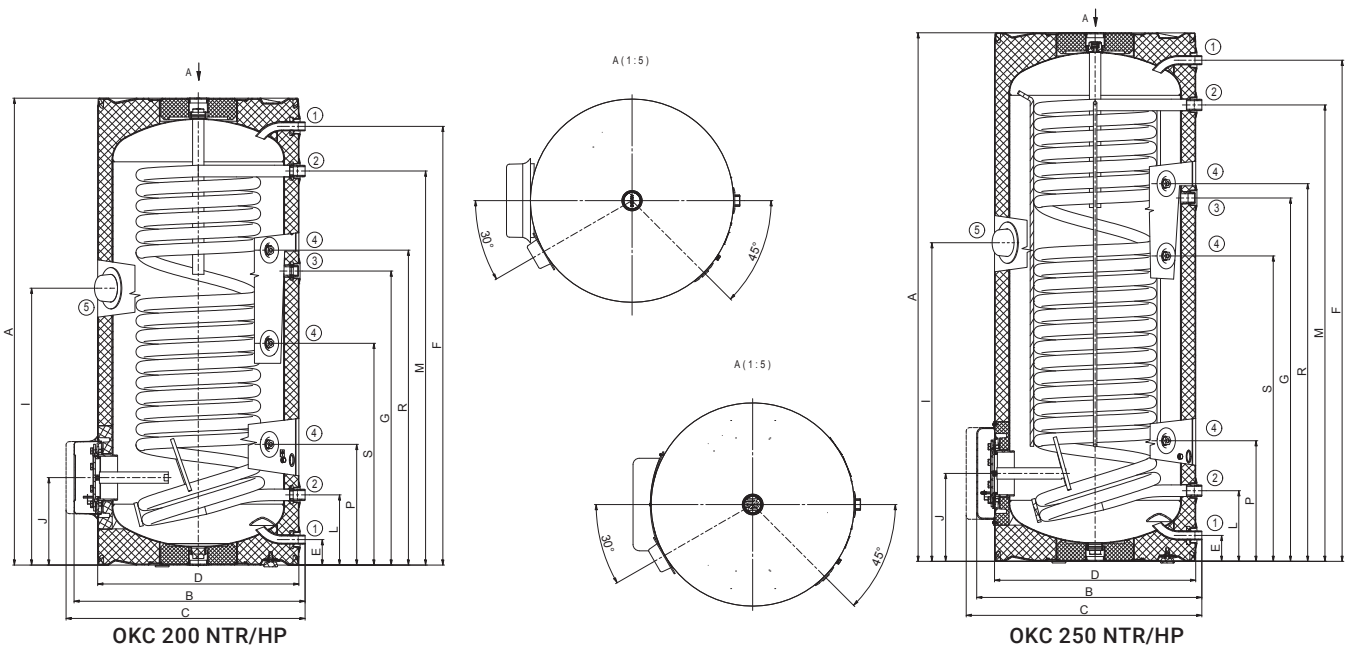


Type of storage tank		OKC 200 NTR/HP	OKC 250 NTR/HP	OKC 300 NTR/HP	OKC 500 NTR/HP	OKC 750 NTR/HP	OKC 1000 NTR/HP
Order number		1107914201	1109914201	121091401	121391401	105513051	105513052
Capacity	[l]	208	234	286	469	710	930
Max. weight of the empty water heater	[kg]	102	119	133	223	259	324
Insulation thickness	[mm]	42		60	50	80	
Thermal conductivity of the insulation	[W·m ⁻¹ ·K ⁻¹]	0,022		0,021		0,032	
Max. operating temp. / overpressure in tank	[°C]/[bar]	80/10					
Heat transfer surface of the exchanger *	[m ²]	2	2,4	2,9	6,4	7	9
Capacity of the exchanger *	[l]	13,3	15,6	18,9	39	47	63
Heating time by the exchanger from 10 °C to 50 °C *	[min]	34		32	24	16	
Max. operating temperature / overpressure in exchanger	[°C]/[bar]	110/10					
Energy efficiency class		C					
Static loss	[W]	82	87	72	105	130	142

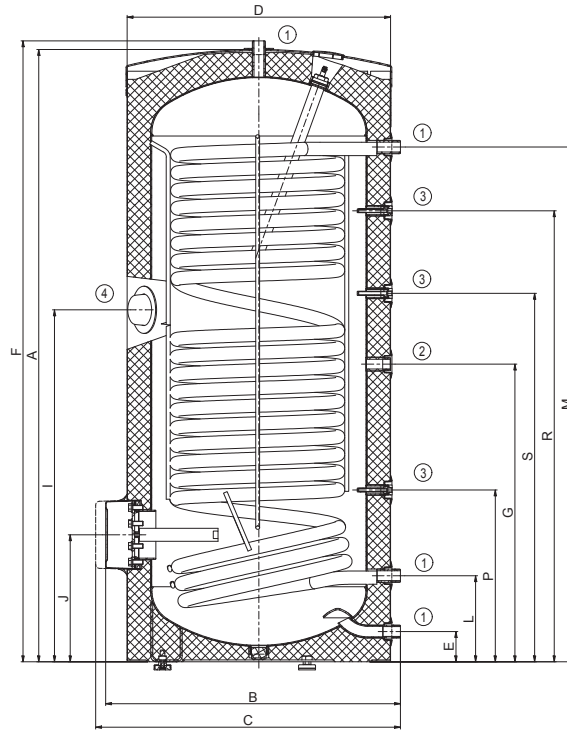
Dimensions [mm]	A	B	C	D	E	F	G	I	J	L	M	P	R	S
OKC 200 NTR/HP	1355	660	710	584	75	1275	855	805	255	205	1145	350	915	645
OKC 250 NTR/HP	1535	660	710	584	75	1455	1055	925	255	205	1325	350	1095	885

SOCKET no. 1 ¼" outer
 SOCKET no. 2 1" outer
 SOCKET no. 3 ¾" inner
 SOCKET no. 4 ½" inner
 SOCKET no. 5 ¼" inner

SOCKET no. 1 ¼" outer
 SOCKET no. 2 1" outer
 SOCKET no. 3 ¾" inner
 SOCKET no. 4 ½" inner
 SOCKET no. 5 ¼" inner



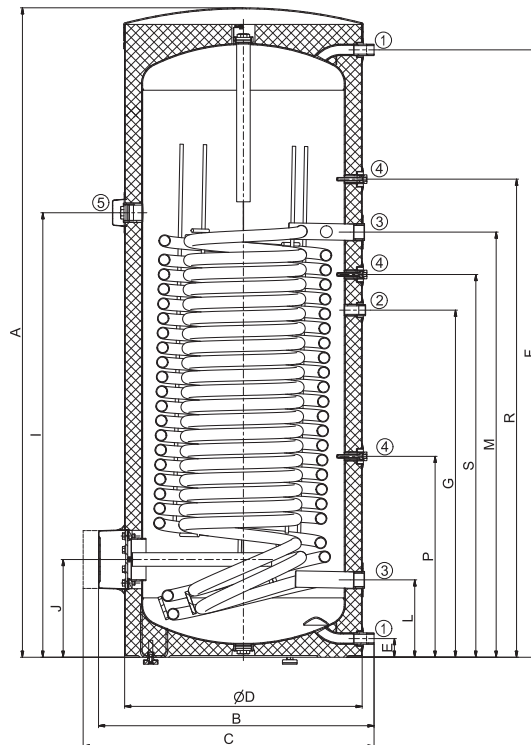
Dimensions [mm]	A	B	C	D	E	F	G	I	J	L	M	P	R	S
OKC 300 NTR/HP	1558	750	775	670	77	1579	760	895	325	219	1309	438	1148	937



SOCKET no. 1 1" outer
 SOCKET no. 2 3/4" inner
 SOCKET no. 3 1/2" inner
 SOCKET no. 4 3/4" inner

OKC 300 NTR/HP

Dimensions [mm]	A	B	C	D	E	F	G	I	J	L	M	P	R	S
OKC 500 NTR/HP	1914	812	857	700	55	1790	1023	1310	288	228	1253	592	1409	1128

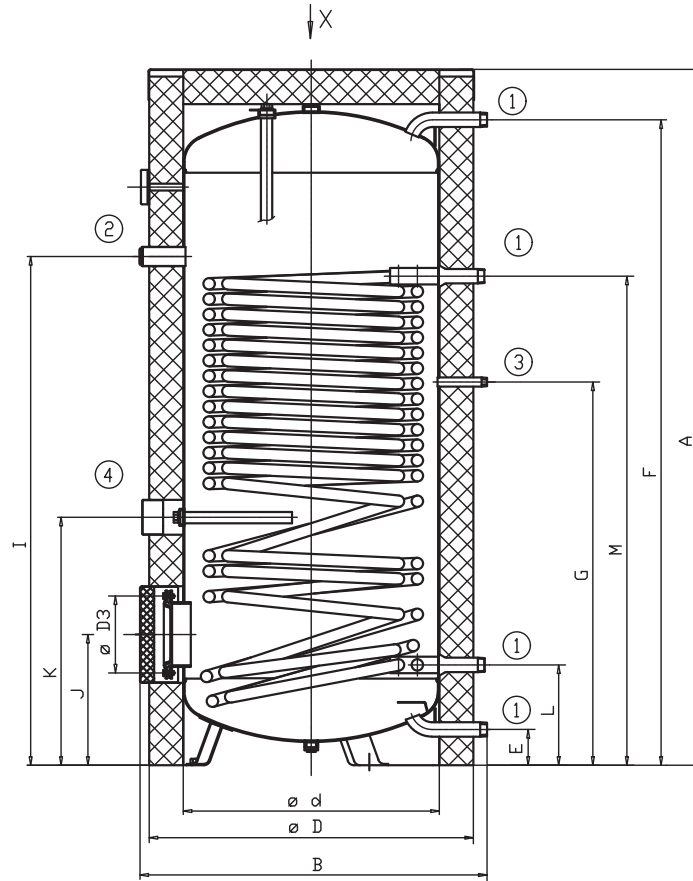


SOCKET no. 1 1" outer
 SOCKET no. 2 3/4" inner
 SOCKET no. 3 5/4" inner
 SOCKET no. 4 1/2" inner
 SOCKET no. 5 3/4" inner

OKC 500 NTR/HP

Dimensions [mm]	A	B	d	D	D3	E	F	G	I	J	K	L	M
OKC 750 NTR/HP	2039	1017	750	910	225	105	1891	1123	1491	383	727	294	1433
OKC 1000 NTR/HP	2053	1117	850	1010	225	105	1905	1173	1547	391	780	301	1483

SOCKET no. 1 ¼" outer
 SOCKET no. 2 ¼" inner
 SOCKET no. 3 ¾" outer
 SOCKET no. 4 ¾" inner



OKC 750, 1000 NTR/HP



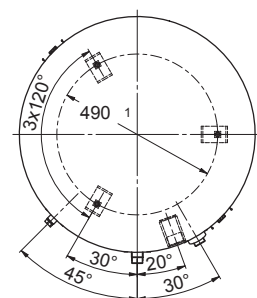
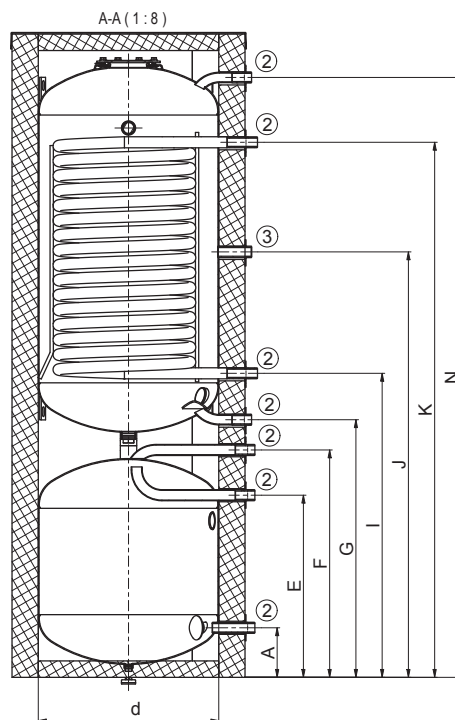
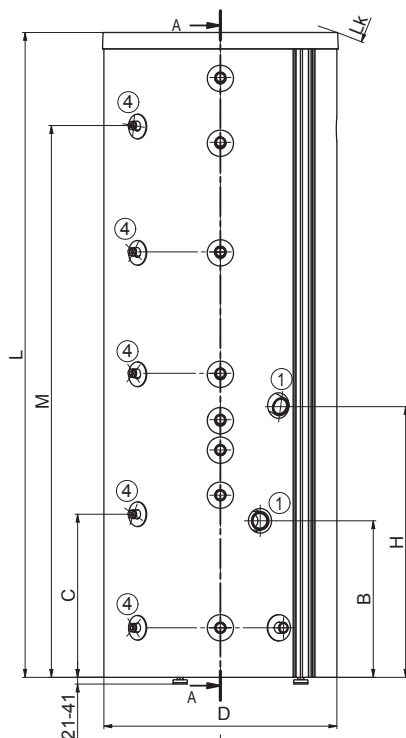
- Space-saving design
- In the upper part of the heater there is an enamelled water heater with a heat exchanger
- In the lower part there is an equalizing storage tank for the heating circuit
- Energy efficiency class „B“
- Heat exchanger with a heat exchange surface area of 3.2 m² for a heat pump or a low-temperature source
- The heating unit can be installed in the side flange – see in the accessories table on the end of catalogue
- Model 200 have a removable thermal insulation



OKC 200 NTR / HR 120

Type of storage tank		OKC 200 NTR / HR 120	OKC 300 NTR / HR 100
Order number		150200201	150300101
Upper/lower tank capacity	[l]	200/120	302/100
Max. weight of the empty water heater	[kg]	130	177
Insulation thickness	[mm]	80	70
Thermal conductivity of the insulation	[W·m ⁻¹ ·K ⁻¹]	0,032	0,021
Max. operating temp. / overpressure in tank	[°C]/[bar]	80/6	
Heat transfer surface of the exchanger *	[m ²]	2,1	3,2
Capacity of the exchanger *	[l]	15	21
Heating time by the exchanger from 10 °C to 60 °C *	[min]	31	21
Max. operating temperature / overpressure in exchanger	[°C]/[bar]	110/10	
Energy efficiency class		C	B
Static loss	[W]	91	65

Dimensions [mm]	A	B	C	d	D	E	F	G	H	I	J	K	L	Lk	M	N
OKC 200 NTR / HR 120	150	477	497	550	710	555	695	785	825	925	1295	1630	1965	2090	1680	1830



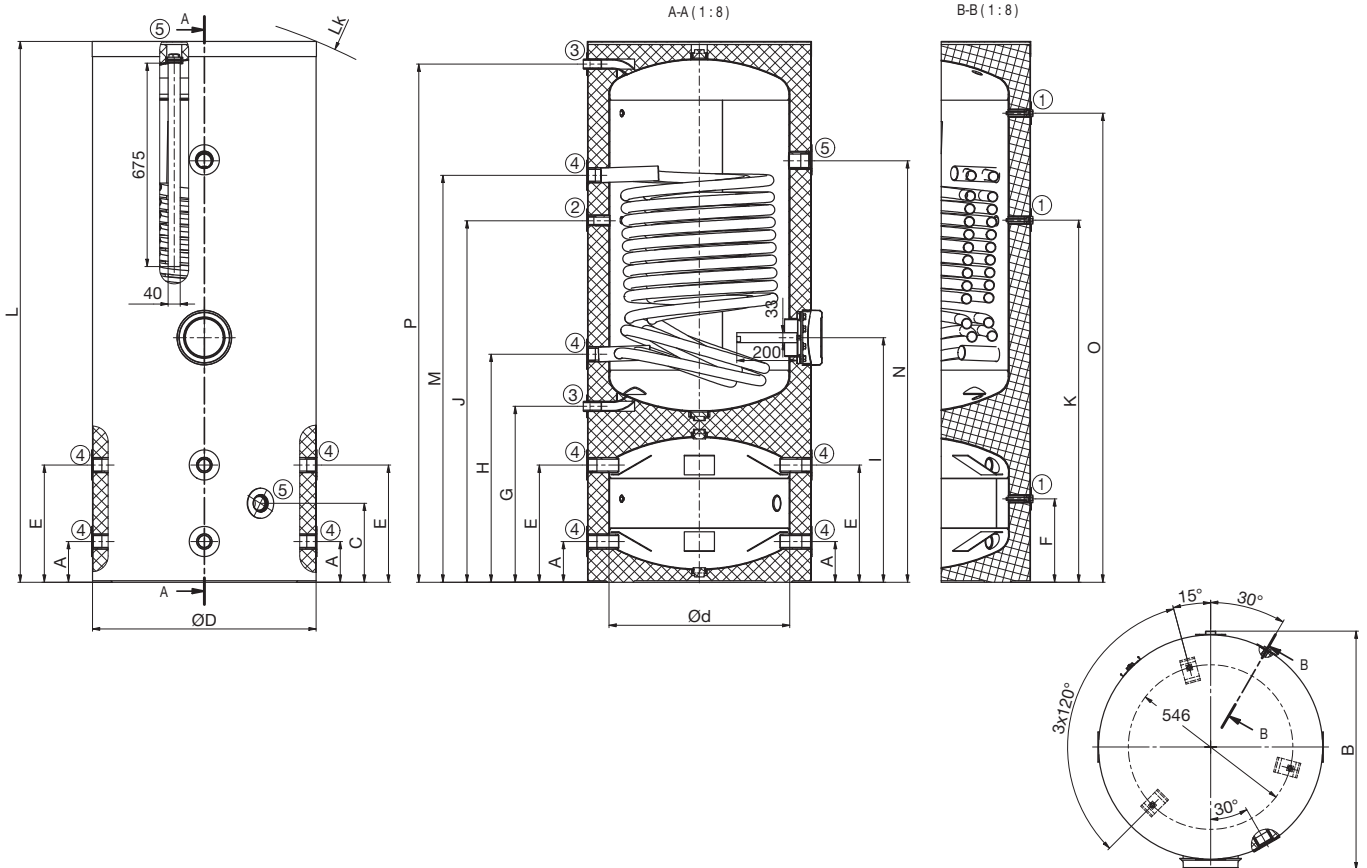
SOCKET no. 1 3/4" inner
 SOCKET no. 2 1" outer
 SOCKET no. 3 3/4" inner
 SOCKET no. 4 1/2" inner



OKC 300 NTR / HR 100

Dimensions [mm]	A	B	C	d	D	E	F	G	H	I	J	K	L	M	N	O	P
OKC 300 NTR / HR 100	135	795	260	600	740	390	275	585	755	810	1200	1205	1785	1350	1400	1555	1720

SOCKET no. 1 ½" inner
 SOCKET no. 2 ¾" inner
 SOCKET no. 3 1" outer
 SOCKET no. 4 1¼" inner
 SOCKET no. 5 1½" inner



OKC NTRR/HP/SOL

HOT WATER STORAGE TANKS

FLOOR-STANDING
INDIRECT HEATING



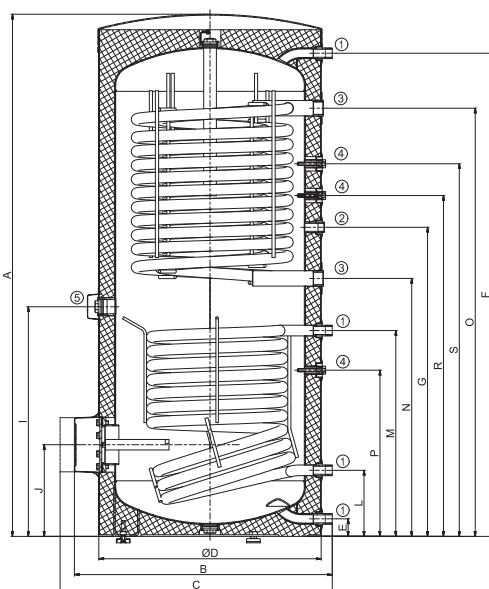
- Working pressure in the vessel and in the heat exchanger is 1 MPa
- With two heat exchangers, the upper large heat exchanger for connection heating sources (heat pump, low-temperature source) and bottom exchanger (eg solar)
- Installation of TJ ¼" electrical heating nit possible
- Installation of TPK 150-8 electrical heating unit possible
- Storage tank includes 3 sensor pockets



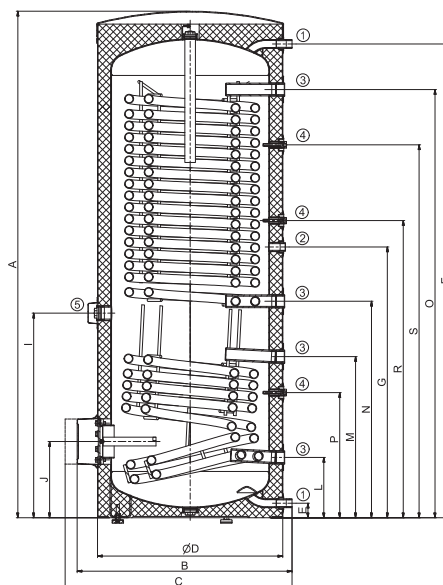
Type of storage tank		OKC 400 NTRR/HP/SOL	OKC 500 NTRR/HP/SOL
Order number		121491402	121391402
Capacity	[l]	352	469
Max. weight of the empty water heater	[kg]	183	233
Insulation thickness	[mm]	50	
Thermal conductivity of the insulation	[W·m ⁻¹ ·K ⁻¹]	0,021	
Max. operating temp. / overpressure in tank	[°C]/[bar]	80/10	
Heat transfer surface of the exchanger* (top/bottom)	[m ²]	3,1/1,4	4,8/2
Capacity of the exchanger * (top/bottom)	[l]	19,3/9	29,7/12,3
Max. operating temperature / overpressure in exchanger	[°C]/[bar]	110/10	
Power of the exchanger (ČSN EN 12897)	[kW]	45**/32*	50**/58*
Heating time by the exchanger from 10 °C to 60 °C *	[min]	32/22	26/27
Energy efficiency class		C	
Static loss	[W]	90	105

* measured with heating water 80 °C
** measured with heating water 55 °C

Dimensions [mm]	A	B	C	D	E	F	G	I	J	L	M	N	O	P	R	S
OKC 400 NTRR/HP/SOL	1644	812	857	700	55	1521	973	723	288	208	648	812	1348	523	1073	1173
OKC 500 NTRR/HP/SOL	1914	812	857	700	55	1790	1023	773	288	228	609	818	1618	473	1123	1409



OKC 400 NTRR/HP/SOL



OKC 500 NTRR/HP/SOL

SOCKET no. 1 1" outer
SOCKET no. 2 ¾" inner
SOCKET no. 3 ½" inner
SOCKET no. 4 ½" inner
SOCKET no. 5 ¾" inner

OKC NTRR/SOL

HOT WATER STORAGE TANKS

FLOOR-STANDING



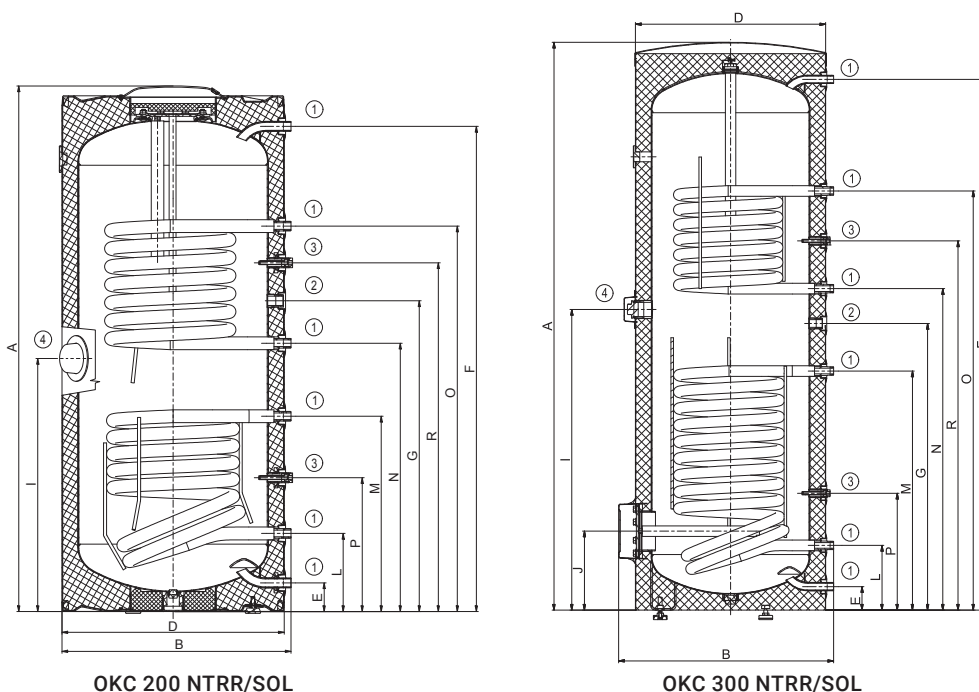
- Optimised exchanger surfaces for solar collectors and other sources of power
- Storage tank includes 2 temperature sensor pockets
- Installation of TJ ¼" electrical heating unit possible
- Better layering of hot water thanks to modified dimensions
- Storage tanks can be used as main water heating storage tank or as pre-heating storage tank before existing hot water storage tank



Type of storage tank		OKC 200 NTRR/SOL	OKC 300 NTRR/SOL
Order number		1107913101	121091301
Capacity	[l]	200	275
Max. weight of the empty water heater	[kg]	104	111
Insulation thickness	[mm]	42	48
Thermal conductivity of the insulation	[W·m ⁻¹ ·K ⁻¹]	0,022	0,021
Max. operating temp. / overpressure in tank	[°C]/[bar]	80/10	
Heat transfer surface of the exchanger * (top/bottom)	[m ²]	0,8/0,8	0,8/1,2
Capacity of the exchanger * (top/bottom)	[l]	5,5/5,5	5,5/8,5
Max. operating temperature / overpressure in exchanger	[°C]/[bar]	110/10	
Power of the exchanger at the 720 l at 80 °C (top/bottom)	[kW]	19/19	19/29
Heating time by the exchanger from 10 °C to 60 °C *	[min]	23/34	25/33
Energy efficiency class		C	
Static loss	[W]	82	85

Dimensions [mm]	A	B	D	E	F	G	I	J	L	M	N	O	P	R
OKC 200 NTRR/SOL	1380	605	584	75	1275	815	665	-	205	515	705	1015	350	915
OKC 300 NTRR/SOL	1791	678	600	75	1674	904	948	249	205	754	1014	1322	369	1165

SOCKET no. 1 ¼" outer
 SOCKET no. 2 ¼" inner
 SOCKET no. 3 ½" inner
 SOCKET no. 4 ¼" inner



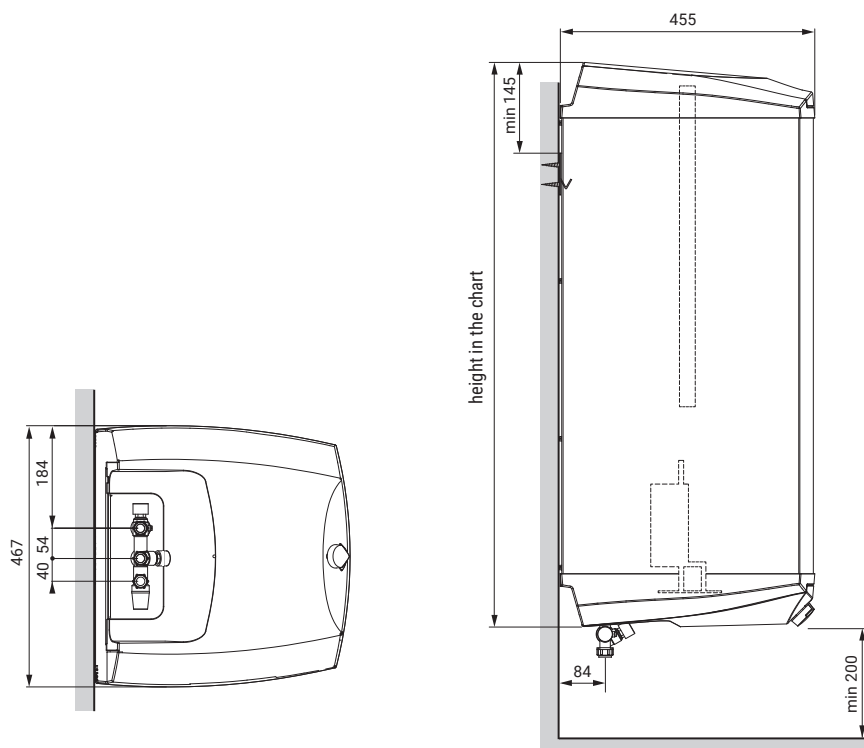


- Water heater supplied with a cable and mains plug and is easy to operate
- Built-in heating unit with an output of 1000 W
- Power output can be increased to 3000 W by connecting to 400 V
- Vertical installation possible by hanging it on supplied console; horizontal installation on own construction
- Suitable for areas with soft and medium-hard water (up to 2.5 mmol/l), i.e. particularly in mountain areas



EMINENT 100 R

Type of storage tank		EMINENT 35 R	EMINENT 55 R	EMINENT 100 R	EMINENT 120 R
Order number		WH072320	WH072350	WH072380	WH072384
Capacity	[l]	35	55	100	120
Dimensions (width × height × depth)	[mm]	467 × 565 × 455	467 × 750 × 455	467 × 1120 × 455	467 × 1304 × 455
Max. weight (without water)	[kg]	17	22	31	34
Insulation thickness	[mm]	30–54			
Thermal conductivity of the insulation λ	[W·m ⁻¹ ·K ⁻¹]	33			
Power consumption of the el. heating unit (230 V/400 V)	[W]	1000/3000			
Heating time from 10 °C to 60 °C (230 V/400 V)	[h]	2,5/1	3/1	6/2	7/2,5
Electrical connection		400 V 3N ~50 Hz			
Recomm. circuit breaker value (230 V/400 V)	[A]	6/10			
Degree of protection		IP24			
Max. operating temp.	[°C]	cca 80			
Max. overpressure in tank	[bar]	9			
Mixed water V40	[l]	43	71	135	167
Energy efficiency class		B		C	
Annual consumption	[kWh·a ⁻¹]	519	1389	2689	2710



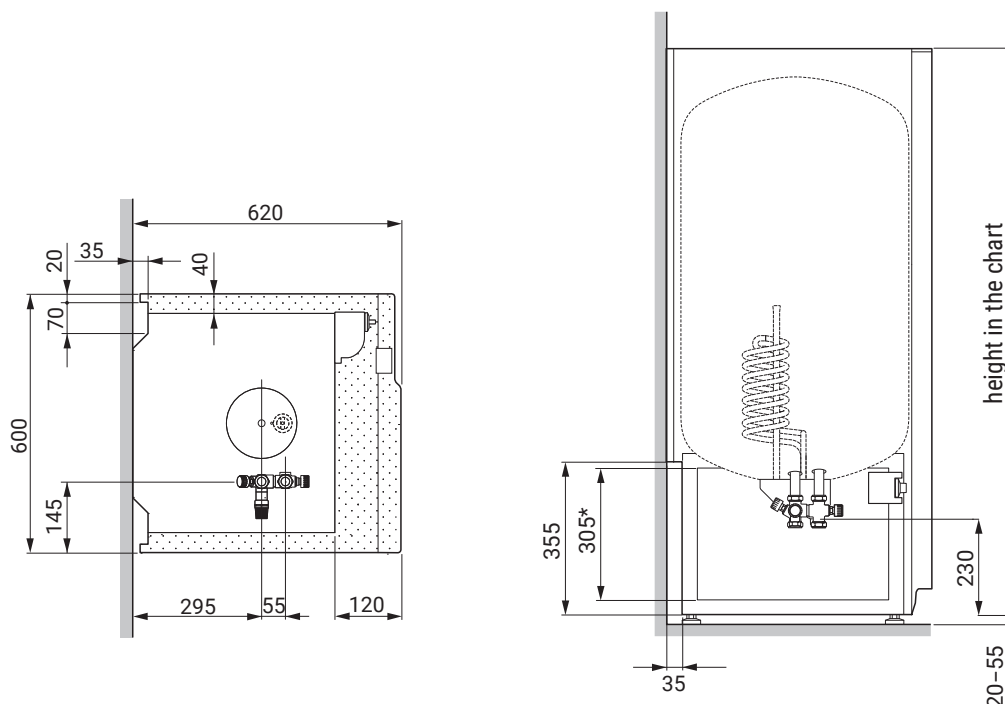


- Floor-standing water heater with hidden pipework
- Built-in heating unit with an output of 1000 W
- Power output can be increased to 3000 W by connecting to 400 V
- Suitable for areas with soft and medium-hard water (up to 2.5 mmol/l), i.e. particularly in mountain areas



COMPACT 300 R 3 kW

Type of storage tank		COMPACT 150 R 3 kW	COMPACT 200 R 3 kW	COMPACT 300 R 3 kW
Order number		WH084040	WH084050	WH084060
Capacity	[l]	150	200	300
Dimensions (width × height × depth)	[mm]	600 × 1120 × 610	600 × 1310 × 610	600 × 1710 × 610
Max. weight of the empty water heater	[kg]	54	62	79
Insulation thickness	[mm]	cca 20–40		
Thermal conductivity of the insulation	[W·m ⁻¹ ·K ⁻¹]	33		
Power consumption of the el. heating unit (230 V/400 V)	[W]	1000/3000		
Heating time from 10 °C to 60 °C (230 V/400 V)	[h]	8,0/3,0	10,0/3,5	15,5/5,0
Electrical connection		230 V~50 Hz, 400 V2~50 Hz		
Recommended circuit breaker size (230 V/400 V)	[A]	6/10		
Degree of protection		IP24		
Max. operating temperature	[°C]	cca 80		
Max. overpressure in tank	[bar]	10		
Mixed water V40	[l]	201	267	395
Energy efficiency class		C		
Annual consumption	[kWh·a ⁻¹]	2695	4394	4491



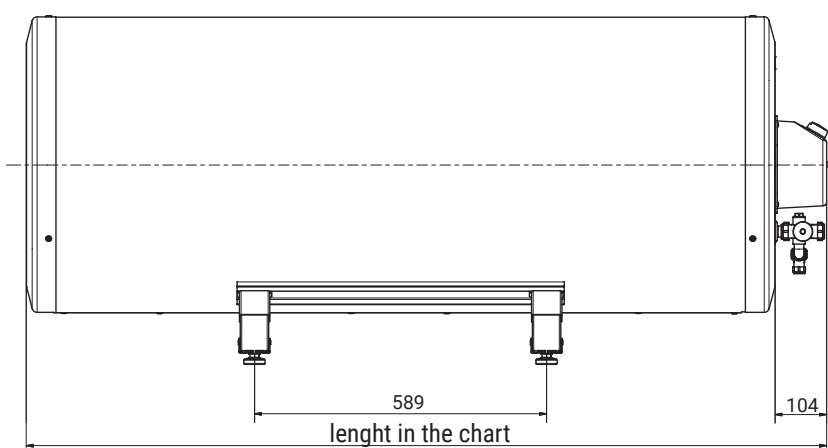
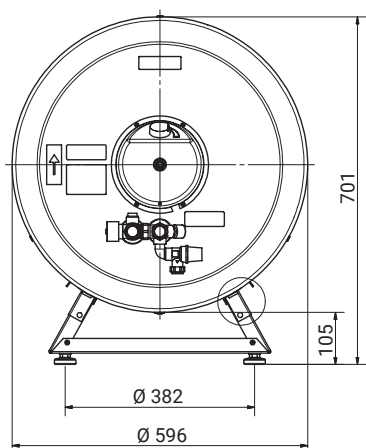


- Built-in heating unit with an output of 3000 W (6000 W can be ordered for 300 l version)
- Suitable for more consumption points
- Horizontal installation
- Supplied with bottom flange and complete valve equipment
- Suitable for areas with soft and medium-hard water (up to 2.5 mmol/l), i.e. particularly in mountain areas.



EL 32 150-RF 3 KW

Type of storage tank		EL 32 150-RF 3 kW	EL 32 230-RF 3 kW	E L32 300-RF 3 kW	EL 32 300-RF 6 kW
Order number		WH074400	WH074410	WH074420	WH074421
Capacity	[l]	150	230	300	
Dimensions (width × height × Ø)	[mm]	905 × 701 × 596	1335 × 701 × 596	1615 × 701 × 596	
Max. weight of the empty water heater	[kg]	54	67	76	
Insulation thickness	[mm]	cca 33			
Thermal conductivity of the insulation	[W·m ⁻¹ ·K ⁻¹]	23			
Power consumption of the el. heating unit	[W]	3000		6000	
Heating time from 10 °C to 60 °C (230 V/400 V)	[h]	3	4,5	6	3
Electrical connection		400 V 3N ~50 Hz			
Recommended circuit breaker size (230 V/400 V)	[A]	6			
Degree of protection		IP24			
Max. operating temperature	[°C]	cca 80			
Max. overpressure in tank	[bar]	10			
Mixed water V40	[l]	222	359	404	
Energy efficiency class		C		D	
Annual consumption	[kWh·a ⁻¹]	4394	4490	4506	





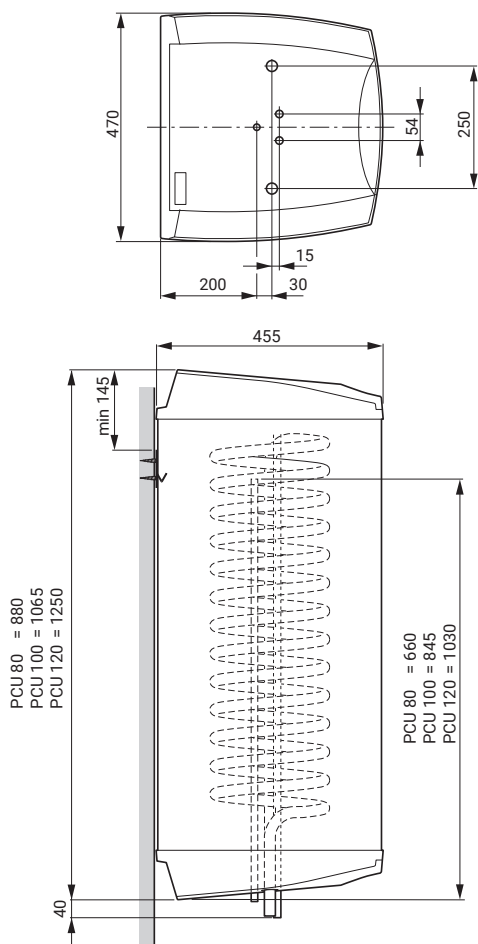
- Indirect heated storage tank for vertical installation
- Available in models 80, 100 and 120 l
- For combination with solid fuel, gas or oil boiler
- Suitable for areas with soft and medium-hard water (up to 2.5 mmol/l), i.e. particularly in mountain areas.



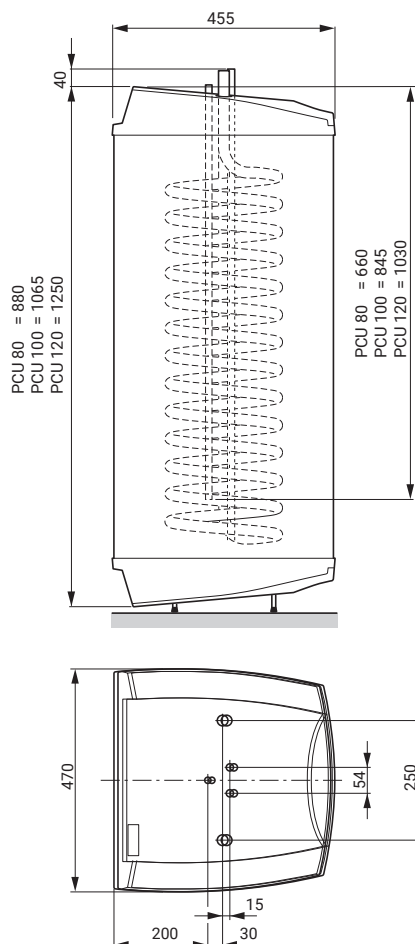
PCU 80-8

Type of storage tank		PCU 80-8	PCU 100-10	PCU 120-12
Order number		WH087000	WH087001	WH087002
Capacity	[l]	80	100	120
Dimensions (width × height × depth)	[mm]	470 × 660 × 455	470 × 845 × 455	470 × 1030 × 455
Max. weight of the empty water heater	[kg]	31	36	41
Insulation thickness	[mm]	cca 2030-5440		
Thermal conductivity of the insulation	[W·m ⁻¹ ·K ⁻¹]	33		
Heat transfer surface of the exchanger	[m ²]	0,55	0,7	0,9
Max. overpressure in tank	[bar]	10		

wall-mounted version



floor-standing version



MT-WH21

WATER HEATER WITH HEAT PUMP

FLOOR-STANDING



- Efficient hot water preparation with high COP (up to 4.34)
- Hot water temperature 60°C (compressor only)
- Hot water preparation for 4 or more persons
- Up to 70% of the energy needed for hot water preparation is recovered from exhausted air
- Remote control from a superior system via Modbus protocol
- Ventilation control possible with an analogue signal 0-10 V from a humidity or CO₂ sensor
- Effective dehumidification of the indoor air and prevention of mould growth
- Device can be combined with solar heating (FS variant) with integrated heat exchanger


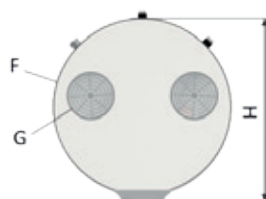
Type of storage tank		MT-WH21-019-F	MT-WH21-019-FS	MT-WH21-026-F	MT-WH21-026-FS
Order number		107030100	107030101	107030102	107030103
Capacity	l	190		260	
Dimensions (width × height × depth)	mm	ø603 × 1610		ø603 × 1960	
Max. weight of the empty water heater	kg	94	100	100	120
Insulation thickness	mm	50			
Max. operating temp. / overpressure in tank	°C / bar	90 / 6			
Degree of protection		IP21			
Electrical connection		1/N/PE ~ 230 V / 50 Hz			
Compressor power consumption	W	max 600			
Power consumption of the el. heating unit	W	1500			
Fan power consumption	W	max 85			
Recomm. circuit breaker value	A	10			
Max. water temperature (compressor and auxiliary source)	°C	65			
Coolant	typ / kg	R 134a / 1,2		R 134a / 1,28	
Heat factor COP* at an air temperature of 7 °C and water heating from 10 °C - 52.9 °C		3,57/4,34		3,69/4,20	
Air volume flow	m ³ /h	450			
Operating temperature range	°C	-7 / 40			
Jigger profile		L		XL	
Energy efficiency class		A+			
Energy efficiency	%	146		150	
Annual consumption	kWh	703		961	
Factory thermostat settings	°C	54			
Acoustic pressure level	dB(A)	49			
Function only at low tariffs el. energy		ne			



MT-WH21-026-F

* According to EN16147

Dimensions [mm]	Dražice MT-WH21-019	Dražice MT-WH21-026
A - height	1 610	1 960
B		385
C		280
D1	180	300
D2	435	670
D3	375	460
E1		285
E2		305
F - dia.		603
G - dia.		160
H - Max. dia.		620
Required height for installation	1 700	2 040





ACCESSORIES

IPS ProtectX

IPS - IONIZATION POLARIZATION SYSTEM

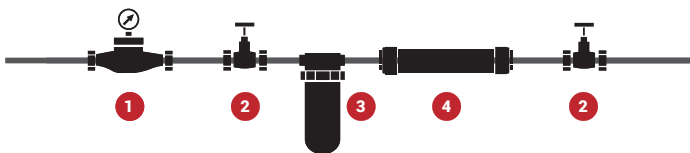
Equipment for the physical treatment of water in connection with the reduction of limestone for the protection of household appliances and water distribution systems



ADVANTAGES

- It prolongs the service life of heating equipment and sanitary equipment
- No external power supply
- Maintenance free
- Zero additional costs
- It does not use any chemicals
- Negligible pressure losses
- Patented product
- Certified effectiveness
- Blue line - suitable for all Types of water supply, in addition it contains disinfectants, suitable e.g. for untreated water sources
- Red line - suitable for all Types of water supply

INDICATIVE DIAGRAM OF THE IPS PROTECTX EQUIPMENT LOCATION RED LINE




1. Consumption meter
2. Shut-off valve
3. Mechanical dirt filter
4. IPS ProtectX

Order number	TYPE	DIMENSIONS (d x l)	MAXIMUM FLOW
100671000	ProtectX G ½" (red line)	50 x 245 mm	1 m³/h
100671001	ProtectX G ¾" (red line)	50 x 245 mm	3,2 m³/h
100671002	ProtectX G 1" (red line)	50 x 251 mm	4 m³/h
100671003	ProtectX G ½" (blue line)	50 x 245 mm	1 m³/h
100671004	ProtectX G ¾" (blue line)	50 x 245 mm	3,2 m³/h
100671005	ProtectX G 1" (blue line)	50 x 251 mm	4 m³/h

ANODE WITH EXTERNAL POWER SUPPLY

- Used for protection of inner enamel storage tanks and extends their life span
- Usable up to a volume of 300 l
- Maintenance free, wear proof
- To order

Order number	6199209
Diameter	2 mm
Length	200 mm
Coat length	100 mm

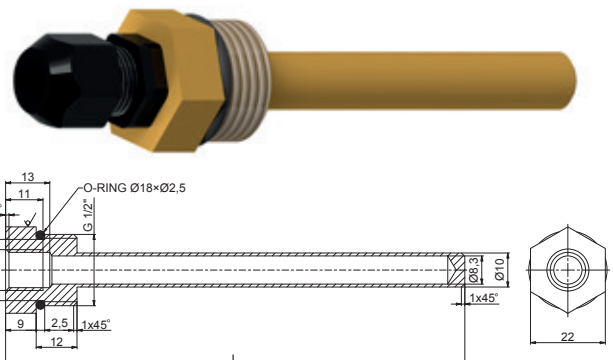


NEW

BRASS THERMOWELL

- Available in three different lengths
- For temperature sensors of controllers up to 8 mm diameter
- For the G ½" sleeves

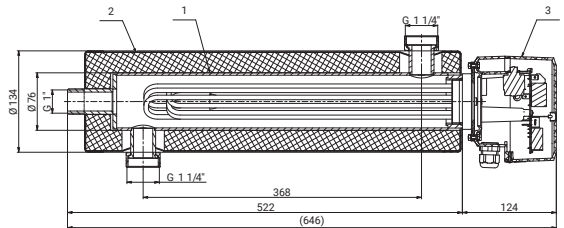
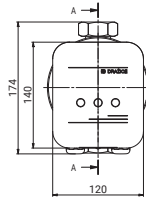
Type		TH 90 brass - G ½"	TH 135 brass - G ½"	TH 180 brass - G ½"
Order number		100671300	100671301	100671302
Packaging	pcs		50	
Total length L	mm	90	135	180













ORIGINAL PARTS FROM DRAŽICE


BIVALENT SOURCE TJ 2"

Type		TJ 2" EHP 9 kW
Order number		2110551
Power consumption	[kW]	3 - 9
Extension length (± 10 mm)	[mm]	520
Weight	[kg]	5,5
Electrical connection		3/N/PE ~ 3x 230 V / 50 Hz, Δ
Recomm.circuit breaker value	[A]	3 × 16
Degree of protection		IP44



SCREW-TYPE ELECTRICAL HEATING UNITS OF THE TJ SERIES

Type		 TJ ¼"-2	 TJ ¼"-2,5	 TJ ¼"-3,3	 TJ ¼"-3,75	 TJ ¼" E-3,75	 TJ ¼"-4,5	 TJ ¼" E-4,5	 TJ ¼"-6	 TJ ¼" E-6	 TJ ¼"-9
Order number		2110353	2110354	2110355	2110356	2110365	2110357	2110366	2110358	2110367	2110360
Power consumption	[kW]	2	2,5	3,3	3,75	3,75	4,5	4,5	6	6	9
Extension length L/L1	[mm]	380	405	325	450	450	500	500	520	520	690
Cold part of the heating unit (± 10 mm)		150	150	60	175	175	150	150	150	150	150
Weight	[kg]	1,2	1,3	1,7	2	2	2	2	2	2	2,3
Electrical connection		1/N/PE ~ 230 V / 50 Hz		3/N/PE ~ 3x 230 V / 50 Hz, Δ						3/N/PE ~ 400 V / 50 Hz, Δ	
Recomm.circuit breaker value	[A]	16	16	3 × 10	3 × 10	3 × 10	3 × 10	3 × 10	3 × 16	3 × 16	3 × 20
Degree of protection		IP44									
Scale of set temperature	[°C]	5-74									
Heat. time approx. 150 l 10-60°C	[h]	4,5	4	2,7	2,3	2,3	2	2	1,5	1,5	1

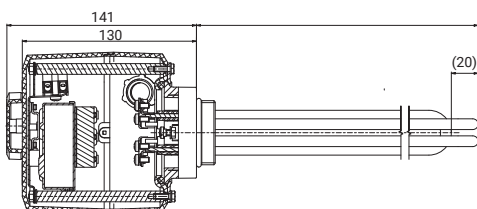
Suitable for photovoltaic applications 

Types TJ ¼"-2 and TJ ¼"-2,5 include flexible supply cable in the socket.

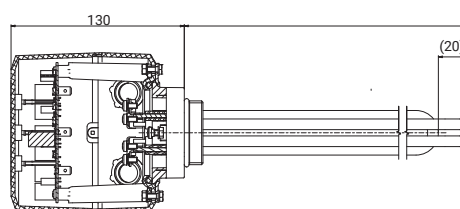
Extension lengths are in a tolerance of ± 10 mm.








TJ ¼" L ± 10 mm



TJ ¼" E L ± 10 mm








FLANGED ELECTRICAL HEATING UNITS OF THE TPJ SERIES

Type		 TPJ 150-8/2,5 kW	 TPJ 150-8/3,0 kW	 TPJ 150-8/4,0 kW	 TPJ 150-8/6,0 kW	 TPJ 150-8/7,5 kW	TPJ 150-8/9,0 kW	TPJ 150-8/12 kW	TPJ 150-8/15 kW	SE 377	SE 378	
Order number		2110700	2110701	2110702	2110703	2110704	2110705	2110706	2110707	100541517	100541511	
Power consumption	[kW]	2,5	3	4	6	7,5	9	12	15	8-11-16	9,5-12,7-19	
Weight	[kg]	3	3,5	3,5	3,5	3,7	4	4	4,2	8	11,5	
Extension length L/L1	[mm]	450							580		610	740
Electrical connection		1/N/PE ~ 230 V/50 Hz	3/N/PE ~ 3x 230 V/50 Hz, ˆ				3/N/PE ~ 400 V/50 Hz, Δ					
Recomm.circuit breaker value	[A]	16	3 x 10	3 x 10	3 x 16	3 x 16	3 x 20	3 x 20	3 x 25	3 x 25	3 x 32	
Degree of protection		IPX4									IP20	
Doba Heatingu cca 300 l 10-60 °C	[h]	7	6	4,5	3	2,5	2	1,5	1,3	2-2-1,3	2-1,5-1	

Extension lengths are in a tolerance of ± 10 mm.



FLANGED ELECTRICAL HEATING UNITS WITH CERAMIC BODY OF THE TPK SERIES

Type		 TPK 150-8/2,2 kW	 TPK 150-8/3,3 kW - 1 thermowell	 TPK 210-12/2,2 kW - 1 thermowell	 TPK 210-12/3,3 kW - 1 thermowell	 TPK 210-12/6,6 kW	TPK 210-12/9	TPK 210-12/12	
Order number		2110409	2110435	2110437	2110436	2110410	2110430	2110414	
Power consumption	[kW]	2,2	3,3	2,2	3,3	6,6	9	12	
Weight	[kg]	4,2	4,5	6,6	12	13	13,6	14	
Extension length L/L1	[mm]	400	400	440	440	440	550	550	
Electrical connection		1/N/PE ~ 230 V/50 Hz	3/N/PE ~ 3x 230 V/50 Hz, ˆ	1/N/PE ~ 230 V/50 Hz	3/N/PE ~ 3x 230 V/ 50 Hz, ˆ		3/N/PE ~ 400 V/50 Hz, Δ		
Recomm.circuit breaker value	[A]	16	3 x 10	16	3 x 10	3 x 16	3 x 20	3 x 25	
Degree of protection		IP42							
Scale of set temperature	[°C]	5-74							

Suitable for photovoltaic applications 

Extension lengths are in a tolerance of ± 10 mm.

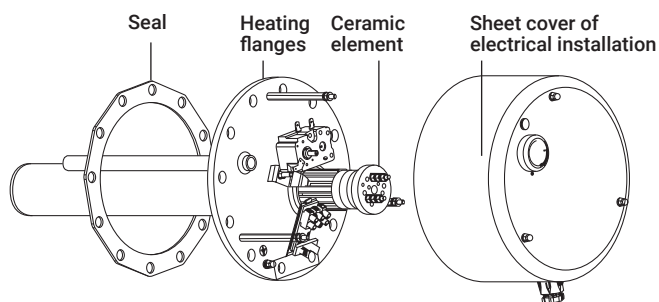


TPK - 3 THERMOWELLS

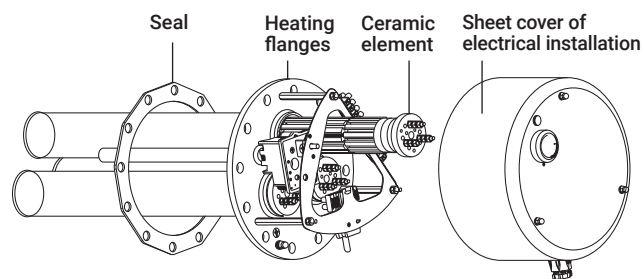


TPK - 1 THERMOWELL

COMPOSITION OF SINGLE- AND THREE-PHASE TPK HEATING FLANGE UNITS



TPK – SINGLE-PHASE



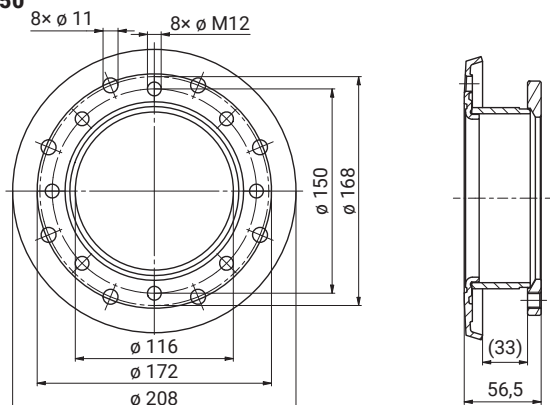
TPK – THREE-PHASE

REDUCTION FLANGES

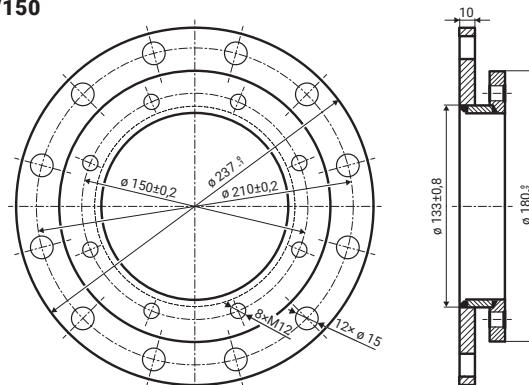
■ TPJ electrical heating units (except TPJ 150-8/15kW) can be assembled in water heaters OKC 160–200 BP, OKC 200 – 250 HP using a 168/150 reduction flange.

■ TPJ, RDU and RDW electrical heating units can be assembled in the OKCE 160–500 S, OKC 300–500 BP water heaters using a 210/150 reduction flange.

168/150



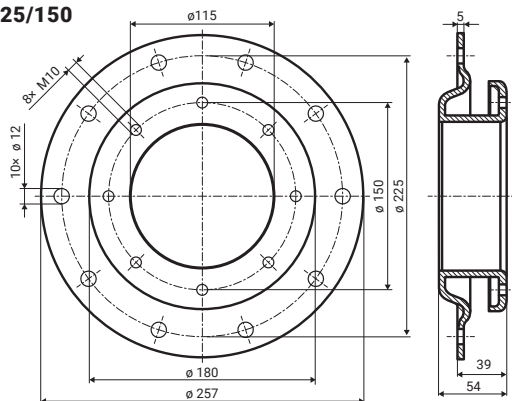
210/150



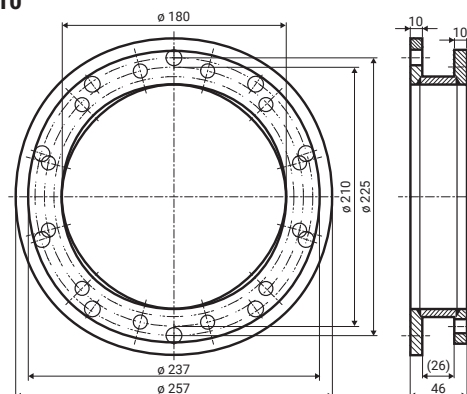
■ TPJ, RDU, RDW electrical heating units can be assembled in water heaters with capacities of 750 and 1000 litres using a 225/150 reduction flange

■ ETPK 210 electrical heating units can be assembled in water heaters with capacities of 750 and 1000 litres using a 225/210 reduction flange.

225/150



225/210



Flange size:	Order number:
168/150	100641136
210/150	100641134
225/150	100641132
225/210	100641133

ACCESSORIES TABLES

MOUNTING OPTIONS FOR SCREW-TYPE ELECTRICAL HEATING UNITS OF THE TJ SERIES

Type	TJ 1/4" - 2 *	TJ 1/4" - 2,5 *	TJ 1/4" - 3,3	TJ 1/4" - 3,75 *	TJ 1/4" E - 3,75 *	TJ 1/4" - 4,5 *	TJ 1/4" E - 4,5 *	TJ 1/4" - 6 *	TJ 1/4" E - 6 *	TJ 1/4" - 9 *
OKCE 200 S	▲	▲	▲	▲	▲	▲	-	-	-	-
OKCE 250 S	▲	▲	▲	▲	▲	▲	▲	▲	▲	-
OKCE 300 S	▲	▲	▲	▲	▲	▲	▲	▲	▲	-
OKCE 500 S	▲	▲	▲	▲	▲	▲	▲	▲	▲	-
OKC 200 NTR/BP	▲	▲	▲	▲	▲	▲	▲	▲	▲	-
OKC 300 NTR/BP	▲	▲	▲	▲	▲	▲	▲	▲	▲	-
OKC 500 NTR/BP	▲	▲	▲	▲	▲	▲	▲	▲	▲	-
OKC 750 NTR/BP	▲	▲	▲	▲	▲	▲	▲	▲	▲	▲
OKC 1000 NTR/BP	▲	▲	▲	▲	▲	▲	▲	▲	▲	▲
OKF 200 NTR/S	▲	▲	▲	▲	▲	▲	▲	▲	▲	-
OKF 250 NTR/S	▲	▲	▲	▲	▲	▲	▲	▲	▲	-
OKF 300 NTR/S	▲	▲	▲	▲	▲	▲	▲	▲	▲	-
OKC 200 NTRR/BP	▲	▲	▲	▲	▲	▲	▲	▲	▲	-
OKC 300 NTRR/BP	▲	▲	▲	▲	▲	▲	▲	▲	▲	-
OKC 500 NTRR/BP	▲	▲	▲	▲	▲	▲	▲	▲	▲	-
OKC 750 NTRR/BP	▲	▲	▲	▲	▲	▲	▲	▲	▲	▲
OKC 1000 NTRR/BP	▲	▲	▲	▲	▲	▲	▲	▲	▲	▲
OKC 200 NTR/HP	▲	▲	▲	-	-	-	-	-	-	-
OKC 250 NTR/HP	▲	▲	▲	-	-	-	-	-	-	-
OKC 300 NTR/HP	▲	▲	▲	▲	▲	▲	▲	▲	▲	-
OKC 500 NTR/HP	▲	▲	▲	▲	▲	▲	▲	▲	▲	-
OKC 750 NTR/HP	▲	▲	▲	▲	▲	▲	▲	▲	▲	▲
OKC 1000 NTR/HP	▲	▲	▲	▲	▲	▲	▲	▲	▲	▲
OKC 200 NTR/HR 120	▲	▲	▲	▲	▲	▲	▲	▲	▲	-
OKC 300 NTR/HR 100	▲	▲	▲	▲	▲	▲	▲	▲	▲	-
OKC 200 NTRR/SOL	▲	▲	▲	▲	▲	▲	▲	▲	▲	-
OKC 300 NTRR/SOL	▲	▲	▲	▲	▲	▲	▲	▲	▲	-
OKC 400 NTRR/HP/SOL	▲	▲	▲	▲	▲	▲	▲	▲	▲	-
OKC 500 NTRR/HP/SOL	▲	▲	▲	▲	▲	▲	▲	▲	▲	-

* with extended cold part, ▲ can be fitted, - cannot be fitted

ACCESSORIES TABLES

MOUNTING OPTIONS FOR FLANGED ELECTRICAL HEATING UNITS OF THE TPJ, SE SERIES

Type	TPJ 150-8/2,5 kW	TPJ 150-8/3,0 kW	TPJ 150-8/4,0 kW	TPJ 150-8/6,0 kW	TPJ 150-8/7,5 kW	TPJ 150-8/9,0 kW	TPJ 150-8/12 kW	TPJ 150-8/15 kW	SE 377	SE 378
OKCE 300 S	●	●	●	●	●	●	●	●	-	-
OKCE 500 S	●	●	●	●	●	●	●	●	-	-
OKCE 750 S	■	■	■	■	■	■	■	■	▲	▲
OKCE 1000 S	■	■	■	■	■	■	■	■	▲	▲
OKC 160 NTR/BP	-	-	-	-	-	-	-	-	-	-
OKC 200 NTR/BP	-	-	-	-	-	-	-	-	-	-
OKC 300 NTR/BP	●	●	●	●	●	●	-	-	-	-
OKC 500 NTR/BP	●	●	●	●	●	●	-	-	-	-
OKC 750 NTR/BP	■	■	■	■	■	■	■	■	▲	-
OKC 1000 NTR/BP	■	■	■	■	■	■	■	■	▲	▲
OKF 200 NTR/S	●	●	●	●	●	●	●	-	-	-
OKF 250 NTR/S	●	●	●	●	●	●	●	-	-	-
OKF 300 NTR/S	●	●	●	●	●	●	●	-	-	-
OKC 200 NTRR/BP	-	-	-	-	-	-	-	-	-	-
OKC 300 NTRR/BP	●	●	●	●	●	●	-	-	-	-
OKC 500 NTRR/BP	●	●	●	●	●	●	-	-	-	-
OKC 750 NTRR/BP	■	■	■	■	■	■	■	■	▲	-
OKC 1000 NTRR/BP	■	■	■	■	■	■	■	■	▲	▲
OKC 200 NTR/HP	-	-	-	-	-	-	-	-	-	-
OKC 250 NTR/HP	-	-	-	-	-	-	-	-	-	-
OKC 300 NTR/HP	▲	▲	▲	▲	▲	▲	▲	-	-	-
OKC 500 NTR/HP	▲	▲	▲	▲	▲	▲	▲	-	-	-
OKC 750 NTR/HP	■	■	■	■	■	■	■	■	-	-
OKC 1000 NTR/HP	■	■	■	■	■	■	■	■	▲	▲
OKC 300 NTR/HR 100	▲	▲	▲	▲	▲	▲	▲	-	-	-

▲ can be fitted, ■ can only be fitted with the 225/150 reduction flange, ● can only be fitted with the 210/150 reduction flange, - cannot be fitted

ACCESSORIES TABLES

MOUNTING OPTIONS FOR FLANGED ELECTRICAL HEATING UNITS OF THE TPK SERIES

Type	TPK 150-8/2,2 kW	TPK 150-8/3,3 kW	TPK 210-12/2,2 kW	TPK 210-12/3,3 kW	TPK 210-12/6,6 kW	TPK 210-12/9 kW	TPK 210-12/12 kW
OKCE 160 S	-	-	▲	▲	▲	-	-
OKCE 200 S	-	-	▲	▲	▲	-	-
OKCE 250 S	-	-	▲	▲	▲	-	-
OKCE 300 S	-	-	▲	▲	▲	▲	▲
OKCE 500 S	-	-	▲	▲	▲	▲	▲
OKCE 750 S	-	-	■	■	■	■	■
OKCE 1000 S	-	-	■	■	■	■	■
OKC 160 NTR/BP	▲	▲	-	-	-	-	-
OKC 200 NTR/BP	▲	▲	-	-	-	-	-
OKC 300 NTR/BP	-	-	▲	▲	▲	-	-
OKC 500 NTR/BP	-	-	▲	▲	▲	-	-
OKC 750 NTR/BP	-	-	■	■	■	■	■
OKC 1000 NTR/BP	-	-	■	■	■	■	■
OKF 200 NTR/S	-	-	▲	▲	▲	-	-
OKF 250 NTR/S	-	-	▲	▲	▲	-	-
OKF 300 NTR/S	-	-	▲	▲	▲	▲	▲
OKC 200 NTRR/BP	▲	▲	-	-	-	-	-
OKC 300 NTRR/BP	-	-	▲	▲	▲	-	-
OKC 500 NTRR/BP	-	-	▲	▲	▲	-	-
OKC 750 NTRR/BP	-	-	■	■	■	■	■
OKC 1000 NTRR/BP	-	-	■	■	■	■	■
OKC 200 NTR/HP	▲	▲	-	-	-	-	-
OKC 250 NTR/HP	▲	▲	-	-	-	-	-
OKC 300 NTR/HP	▲	▲	-	-	-	-	-
OKC 500 NTR/HP	▲	▲	-	-	-	-	-
OKC 750 NTR/HP	-	-	■	■	■	■	■
OKC 1000 NTR/HP	-	-	■	■	■	■	■
OKC 300 NTR/HR 100	▲	▲	-	-	-	-	-
OKC 400 NTRR/HP/SOL	▲	▲	-	-	-	-	-
OKC 500 NTRR/HP/SOL	▲	▲	-	-	-	-	-

▲ can be fitted, ■ can only be fitted with the 225/210 reduction flange, - cannot be fitted



ANOTHER ASSORTMENT

PHOTOVOLTAIC SOLUTIONS

STORAGE TANKS

AIR CONDITION

Complete photovoltaic solutions for your house.

More information can be found at www.dzd-solar.cz.



NAD, NADS, NADO, NADOS

STORAGE TANKS

Accumulation tanks for the accumulation of thermal energy from various heat sources.

We manufacture a lot of types of storage tanks for various combinations and types of use.

The basic division is as follows:

- storage tanks without hot water preparation NAD, NADS and UKV
- storage tanks with hot water preparation NADO and NADOS

More information can be found at www.dzd.cz/en/akumulacni-nadrze.



NAD 250 v1



NADO 500/140 v1

SPLIT AIR is an air conditioner with one indoor unit designed for flats, family houses, offices or smaller facilities. The air conditioner consists of an outdoor unit, one indoor unit and a smart remote controller. All three performance variants of the AIR air conditioner offer cooling, heating, a fan and drying functions.



The Multisplit AIR PLUS air conditioners are designed for systems with a requirement for more indoor units. In this solution, one suitably dimensioned outdoor unit is supplemented by two to four indoor units of identical or different outputs so that the requirements of the project are optimally met.

By combining three types of outdoor units and four types of indoor units, practically any configuration of cooling and heating systems can be achieved exactly according to your needs.



DRUŽSTEVNÍ ZÁVODY DRAŽICE-STROJÍRNA s.r.o.

Dražice 69, 294 71 Benátky nad Jizerou
Czech Republic

tel.: +420/326 370 961

e-mail: export@dzd.cz

www.dzd.cz/en

